




**SPECIFICATION SHEET**

<b>SPECIFICATION SHEET NO.</b>	N0207-XD24M57600S001
<b>DATE</b>	Feb. 07, 2021
<b>REVISION</b>	A0
<b>DESCRIPTION</b>	SMD Crystal, Seam seal, 5032 Type, 4 pads, 24.57600MHz, +/-50ppm, CL 20pF, Stability +/-100ppm @Operating Temp. Range -0°C ~+70°C, ESR 50 ohm Max, Tape/Reel, Reflow Profile Condition 260 °C Max. RoHS/RoHS III compliant
<b>CUSTOMER</b>	
<b>CUSTOMER PART NUMBER</b>	
<b>CROSS REF. PART NUMBER</b>	
<b>ORIGINAL PART NUMBER</b>	TGS CM53 24M576A50-20-100-070-50TLF
<b>PART CODE</b>	XD24M57600S001

<b>VENDOR APPROVE</b>			
Issued/Checked/Approved			
DATE: Feb. 07, 2021			

<b>CUSTOMER APPROVE</b>	
DATE:	

**SMD CRYSTAL 5032 TYPE 4 PADS**

**MAIN FEATURE**

- SMD Crystal, Seam Seal, L5.0\*W3.2\*H1.0mm, 4 pads
- Low cost, High precision, High frequency stability
- Reflow Profile Condition 260 °C Max.
- Cross more competitors part
- RoHS/RoHS III compliant



**APPLICATION**

- Bluetooth, wireless communication set
- Communication Electronics

**PART CODE GUIDE**

**RFQ**  
Request For Quotation

<b>XD</b>	<b>24M57600</b>	<b>S</b>	<b>001</b>
1	2	3	4


- 1) XD: Part family Code for SMD Crystal, Seam Seal, L5.0\*W3.2\*H1.0mm, 4 pads (CM53)
- 2) 24M57600: Frequency range code for 24.57600MHz
- 3) S: SMD type, Package Tape/Reel, 1000pcs/Reel
- 4) 001: Specification code for original part No.: **TGS CM53 24M576A50-20-100-070-50TLF**

**MORE FREQUENCY RANGE AVAILABLE (MHz)**

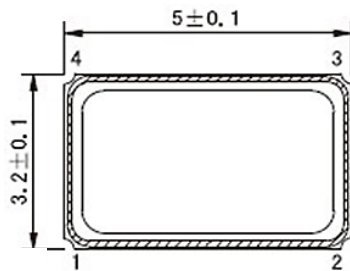
8.0000	120000	13.000	13.22560	14.74560	20.0000	24.000	24.57600	26.000	27.1340
32.000	40.000	50.000							

**DIMENSION (Unit: mm, Tol. +/-0.15mm)**

Image for reference

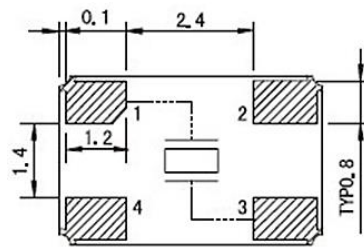


**CM53**




**Marking**

Line 1: Company Code + CL value  
Line 2: Freq. Range+ QC Code (A~Z)

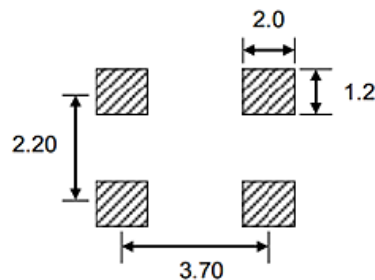


**Connection**

- #1 Crystal
- #2 Ground
- #3 Crystal
- #4 Ground



**Recommend Pad Layout**



**SMD CRYSTAL 5032 TYPE 4 PADS**
**ELECTRICAL PARAMETERS**

Parameter	Part No. Symbol	Units	Value			Condition
			Min.	Typical	Max.	
Original Manufacturer	TGS	TGS Crystals				
Holder Type	CM53	SMD Crystal, Seam Seal, L5.0*W3.2*H1.0mm, 4 pads				
Frequency Range	24M576	MHz	24.576000			
Mode of Oscillation	A	AT Fundamental				
Frequency Tolerance	50	ppm	-50		+50	@25°C
Load Capacitance	-20	pF	20			
Stability over Operation Temperature	-100	ppm	-100		+100	
Operation Temperature	-070	°C	-0		+70	
Storage Temperature		°C	-55		+125	
Equivalent Series Resistance (ESR)	-50	Ω			50	
Drive Level		μW			100	
Shunt Capacitance (C0)		pF	0		7.0	
Motional Capacitance (C1)		fF	N/A			
DLD2		Ω	N/A			
FLD2		ppm	N/A			
RDL2		Ω	N/A			
SPDB		dB	N/A			
Aging		ppm/year			±3	@1 <sup>st</sup> year
Insulation Resistance		MΩ	500			@100VDC ± 15VDC
Others	Package	T	Tape/Reel			
	RoHS Status	LF	RoHS III compliant			
	Add Value		N/A			
	Internal Control Code *		N/A			

Note: 1) Original Part Number: **TGS CM53 24M576A50-20-100-070-50TLF**

2) \* Internal Control Code- 2 letter or digits; Blank: N/A

**RELIABILITY**

Test Items	Test Method And Conditions	Reference Documents
<b>High Temperature High Humidity Storage</b>	Temperature: 85°C±3°C Relative Humidity:85%RH Time: 96 Hours	JIS C5023
<b>High Temperature Storage</b>	Temperature: 125°C±3°C Time: 96 Hours.	MIL-STD-883E Method 1005.8
<b>Low Temperature Storage</b>	Temperature: -40°C±3°C Time: 96 Hours.	MIL-STD-883E Method 1013
<b>Thermal Shock</b>	Temperature 1: -55°C±5°C Temperature 2: 85°C±5 °C Temperature change between T1 and T2 5 min 10cycles maintain T1 and T2 for 30 minutes each cycle	MIL-STD-202F Method 107 Condition A
<b>Resistance to Solder Heat</b>	Solder Temperature: 260°C±5°C Time: 10±1 Seconds	MIL-STD-202F Method 210E
<b>Solderability</b>	The solder pot temperature is 245±5°C , dwell time 5±0.5sec	J-STD-002B
<b>Drop Test</b>	3 Times Free Fall from 50cm height table to 3cm thickness hard wood board	J-STD-002B
<b>Mechanical Shock</b>	Half sine wave,1000 G 3 Times for all 3 directions(X,Y Z)	MIL STD 202F Method 213B
<b>Vibration</b>	Frequency Range: 10Hz ~ 55Hz Amplitude: 0.75mm 2 Hours in each direction, total 6 Hours	MIL-STD-883E Method 2007.3
<b>Leakage Test</b>	Take measurements with a helium Leakage detector Leakage Rate≤1×10 <sup>-3</sup> Pa cm <sup>3</sup> /s	MIL-STD-883E

**SUGGESTED REFLOW PROFILE (For Reference Only)**

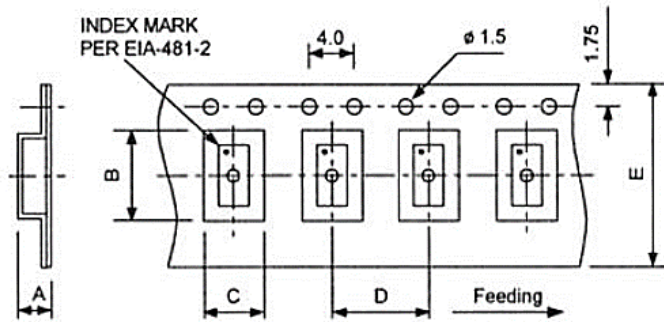
Total time: 200 Sec. Max. Solder melting point: 220°C



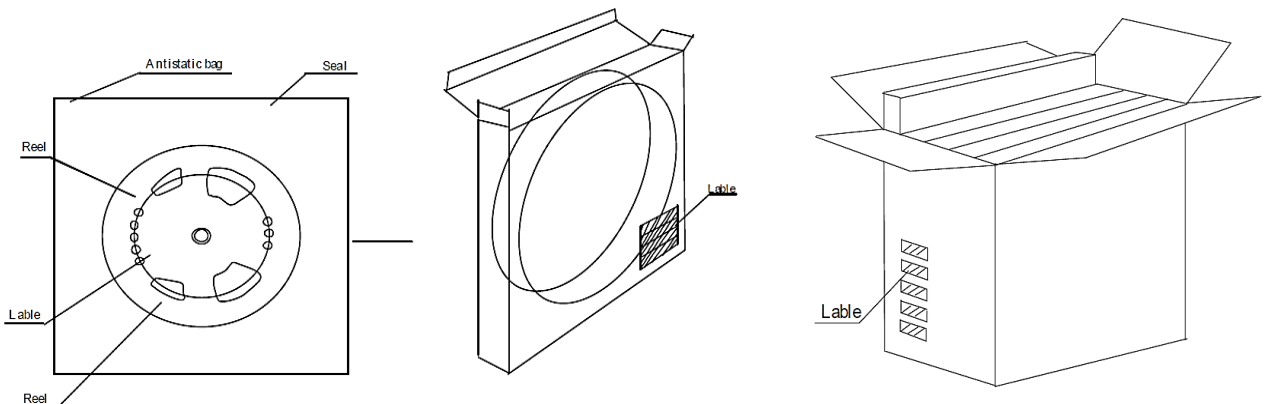
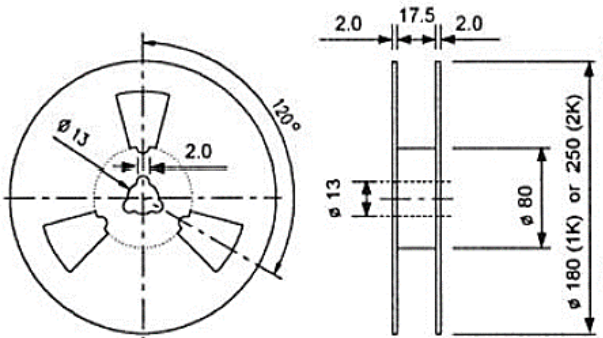
<b>Profile Feature</b>		Pb-Free Assembly
<b>Average Ramp-up Rate (Ts Max to Tp)</b>		3°C/second Max
<b>Preheat</b>	<b>Temperature Min (Ts Min.)</b>	125°C
	<b>Temperature Max (Ts Max.)</b>	200°C
	<b>Time (ts Min. to ts Max.)</b>	60 ~ 180 seconds
<b>Time maintained above</b>	<b>Temperature (T<sub>L</sub>)</b>	217°C
	<b>Time (t<sub>L</sub>)</b>	60 ~ 150 seconds
<b>Peak/Classification Temperature (T<sub>p</sub>)</b>		260 °C
<b>Time within 5°C of actual Peak Temperature (t<sub>p</sub>)</b>		20 ~ 40 seconds
<b>Ramp-down rate</b>		6 °C /Second Max.
<b>Time 25 °C to Peak Temperature</b>		8 minutes Max.
<b>Suggest reflow times</b>		3 Times Max.

**TAPE/REEL (Unit: mm)**

All Devices are packed in accordance with EIA standard RS-481-2 and specifications., 1000pcs/Reel



Item	Dimension
A	1.70
B	5.45
C	3.65
D	8.00
E	12.0



**DISCLAIMER**

NextGen Components, Inc. reserves the right to make changes to the product(s) and or information contained herein without notice. No liability is assumed as a result of their use or application. No rights under any patent accompany the sale of any such product(s) or information