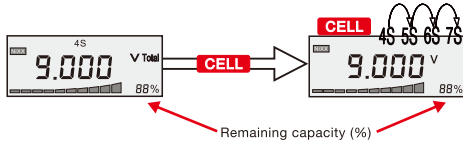


4-7S NiCd

• Battery total voltage

• Set cell numbers

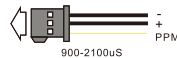
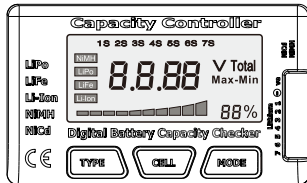


Remaining capacity (%)

The remaining capacity is estimated based on the total number of cells connected in series. Press the "CELL" button to select the correct setting. NiCd and NiMH batteries for the TX and RX (4-7 cells) can be connected to this capacity checker.

**USING THE ESC/SERVO TESTER FUNCTION**

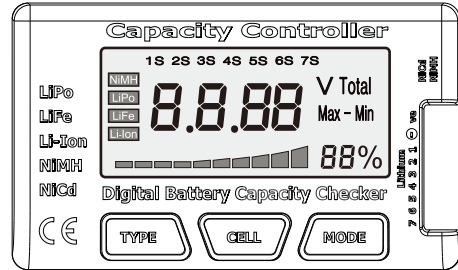
1. With a servo Y-harness, connect the single end to 5-in-1 meter, and the other two ends to the servo motor, and a 4.8-6V NiMH battery to provide power.
2. Press and hold the "Cell" button until the 5-in-1 meter's screen changes to display the servo-arm position, and then use the "Mode" and "Type" buttons to change its position in both directions.



900-2100uS



**5-in-1 Cell Meter**  
Digital Battery Capacity Checker



- \* Battery Capacity Checker
- \* Battery Balancer
- \* Battery Discharger
- \* Battery Internal Resistance Tester
- \* ESC/SERVO PPM Tester

	LiPo	LiFe	Li-Ion	NiCd	NiMH
Input Cells	2-7Cells	2-7Cells	2-7Cells	4-7 Cells	4-7 Cells
Total Voltage	✓	✓	✓	✓	✓
Total Cell battery capacity(0-99%)	✓	✓	✓	x	x
Individual Battery Cell Voltage	✓	✓	✓	x	x
Lowest Cell Voltage	✓	✓	✓	x	x
Highest Cell Voltage	✓	✓	✓	x	x
Voltage Difference Between Highest and Lowest Cell Voltage	✓	✓	✓	x	x

**OPERATING INSTRUCTIONS**

Please keep for future reference  
Thank you for purchasing this Cell Meter-7+. We are sure you will be pleased with its performance and features. In order to ensure that you obtain the maximum benefit from its operation, please read these instructions carefully.

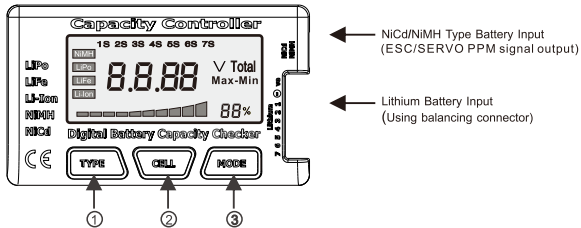
**Item No. 01444**



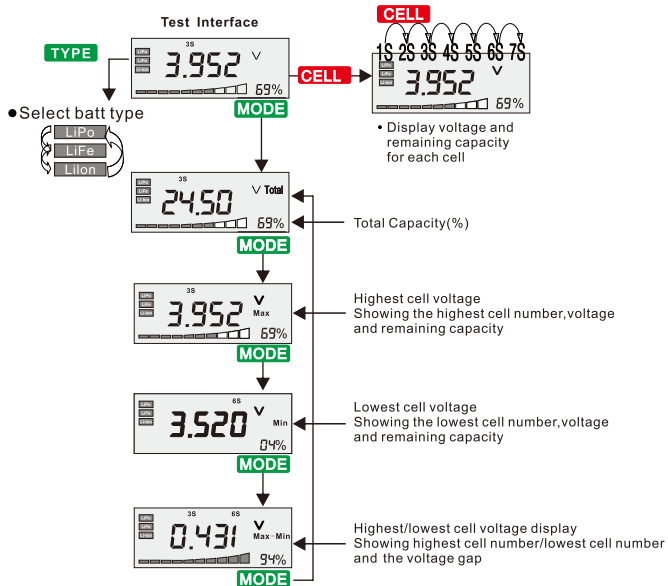
## BATTERY CHECKER LAYOUT

### Buttons

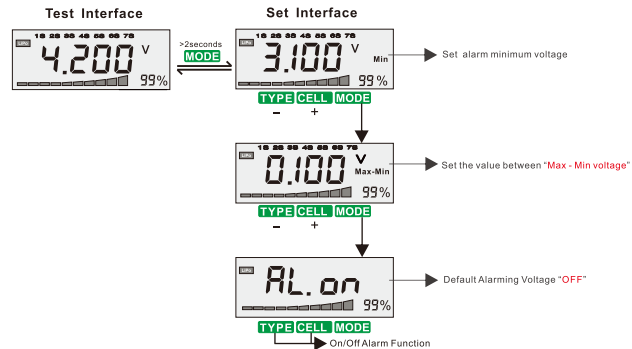
1. Battery Type: NiCd/NiMH, Li-Po, LiFe, Li-Ion
2. Cell Number: LiPo/LiFe/Li-Ion: 2-7 cells NiMH: 4-7 cells
3. Display Mode: Battery cell voltage, Total voltage, Lowest cell voltage, Highest cell voltage, Voltage gap between highest cell voltage and lowest cell voltage, Remaining battery capacity (%)



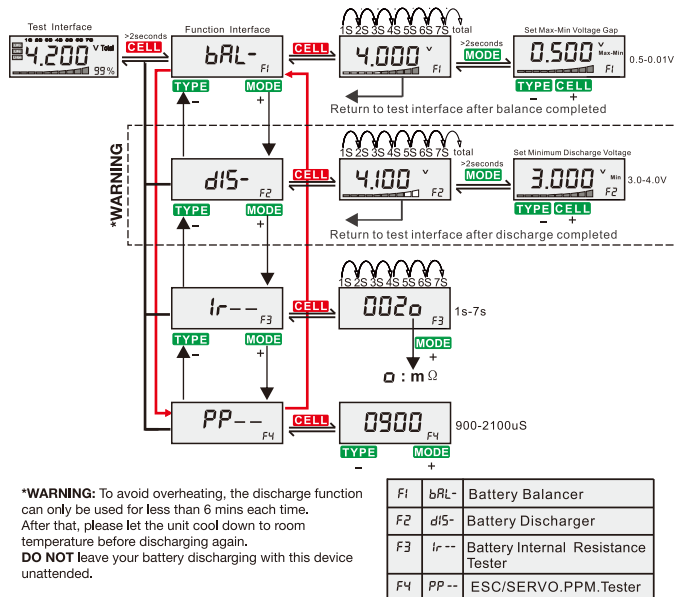
## FOR 2-7S LIPO/LIFE/LI-ION BATTERIES



## CONFIGURE VOLTAGE ALARM



## PRESS AND HOLD THE "CELL" BUTTON TO ACCESS OTHER FUNCTIONS



F1	bRL-	Battery Balancer
F2	dIS-	Battery Discharger
F3	Ir--	Internal Resistance Tester
F4	PP--	ESC/SERVO.PPM.Tester