

ITEM	PART#	DESCRIPTION	QTY	UOM
A,B	50579405	SL Crp Hsg G SR Pos Ltch 5Ckt Opt G	2	PC
C	16020086	SL Fem Crimp Term 22-24 Tin Reel x	10	PC
D	--	PAPER PRINTED PAPER WHITE	1	PC

FROM	TO	DESCRIPTION	COLOR
A1	B5	1X22AWG DISC MPPE BK UL11028	BLACK
A2	B4	1X22AWG DISC MPPE BK UL11028	BLACK
A3	B3	1X22AWG DISC MPPE BK UL11028	BLACK
A4	B2	1X22AWG DISC MPPE BK UL11028	BLACK
A5	B1	1X22AWG DISC MPPE BK UL11028	BLACK

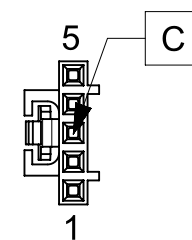
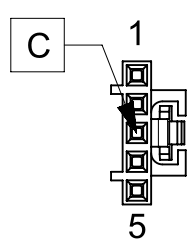
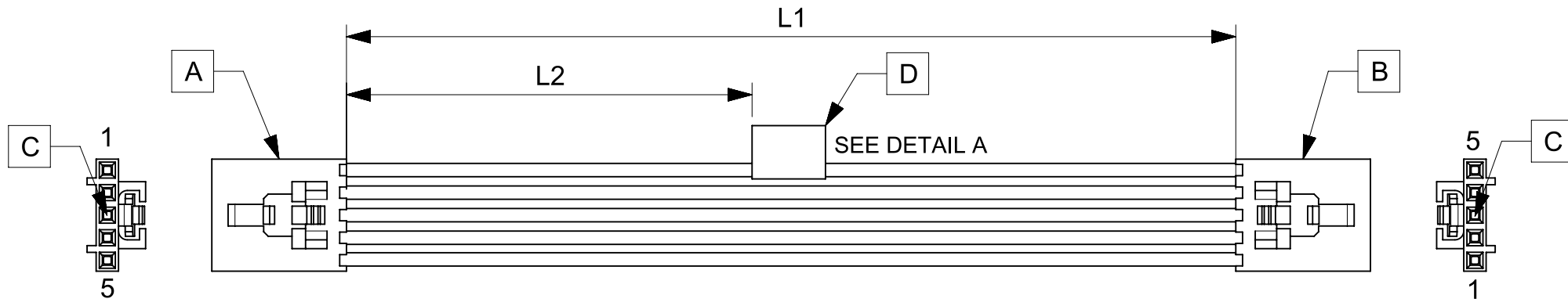


TABLE			
PART NUMBER	L1	L2	TITLE
2162701050	50±3	13 REF	SL POSITIVE LOCK R-R 5CKT 50MM Sn
2162701051	100±5	38 REF	SL POSITIVE LOCK R-R 5CKT 100MM Sn
2162701052	150±8	63 REF	SL POSITIVE LOCK R-R 5CKT 150MM Sn
2162701053	300±10	138 REF	SL POSITIVE LOCK R-R 5CKT 300MM Sn
2162701054	600±10	288 REF	SL POSITIVE LOCK R-R 5CKT 600MM Sn

- NOTES**
- Cable assembly must pass 100% continuity and polarity test.
  - Connector view shown is from mating side.
  - Label text must be 2mm max. in height with Arial font.
  - Label must be wrapped in Flag type on a single cable.

MOLEX P/N  
MOLEX  
BATCH WK/YR  
DETAIL A

REVISION			
DATE	REV	DESCRIPTION	CHANGER
2020/05/05	A	INITIAL RELEASE	ARAJU

<b>FUNCTIONAL SYMBOLS</b> $\frac{E}{A} = 0$ $\frac{E}{E} = 0$ $\frac{E}{P} = 0$	DIMENSION UNITS: <b>mm</b> SCALE: <b>NTS</b>		CURRENT REV DESC:		
	GENERAL TOLERANCES (UNLESS SPECIFIED)		<div style="text-align: center; font-size: 2em; font-weight: bold;">molex</div> <p>SEE TABLE</p> <p>PRODUCT CUSTOMER DRAWING</p>		
	ANGULAR TOL ± °				
	4 PLACES ±	3 PLACES ±			
3 PLACES ±	2 PLACES ±				
2 PLACES ±	1 PLACE ±	0 PLACES ±	EC NO: 642836 DRWN: ARAJU 2020/05/05 CHK'D: RDESAI01 2020/08/05 APPR: RDESAI01 2020/08/05		
INITIAL REVISION: DRWN: ARAJU 2020/05/05 APPR: RDESAI01 2020/08/05			DOCUMENT NUMBER: <b>2162701050</b> DOC TYPE: PSD    DOC PART: 000    REVISION: A		
DRAFT WHERE APPLICABLE MUST REMAIN WITHIN DIMENSIONS		THIRD ANGLE PROJECTION	DRAWING: A4-SIZE	SERIES: 216270	MATERIAL NUMBER: SEE TABLE    CUSTOMER: GENERAL MARKET    SHEET NUMBER: 1 OF 1