

10 9 8 7 6 5 4 3 2 1

NOTES :

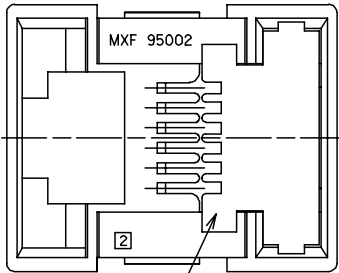
I- MATERIAL:

- HOUSING: POLYAMIDE FIBER GLASS FILLED UL 94-V0 COLOR BLACK.
- TERMINAL: PHOSPHOR BRONZE .

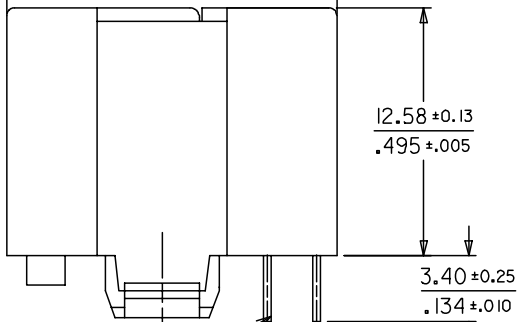
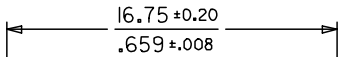
PLATING:

POST PLATE 0.00127-0.00152/.000050-.000060 GOLD IN CONTACT AREA.
0.00190/.000075 MIN PURE TIN IN TAIL AREA BOTH OVER 0.00127/.000050 MIN NICKEL OVERALL.

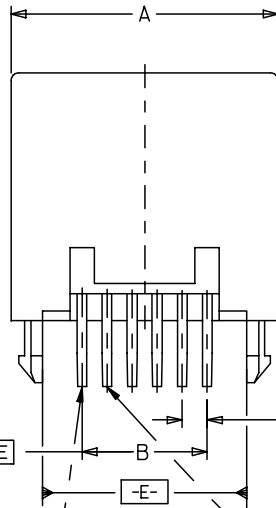
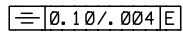
- 2- JACK FOR MATING WITH FCC 68 PLUGS 90075 MOLEX SERIES.
- 3- PCB THICKNESS : 1.57 / .062
- 4- PRODUCT SPECIFICATION PS-95002
- 5- APPLICATION SPECIFICATION AS-95001
- 6- PACKAGING SPECIFICATION PK-95002



CAP

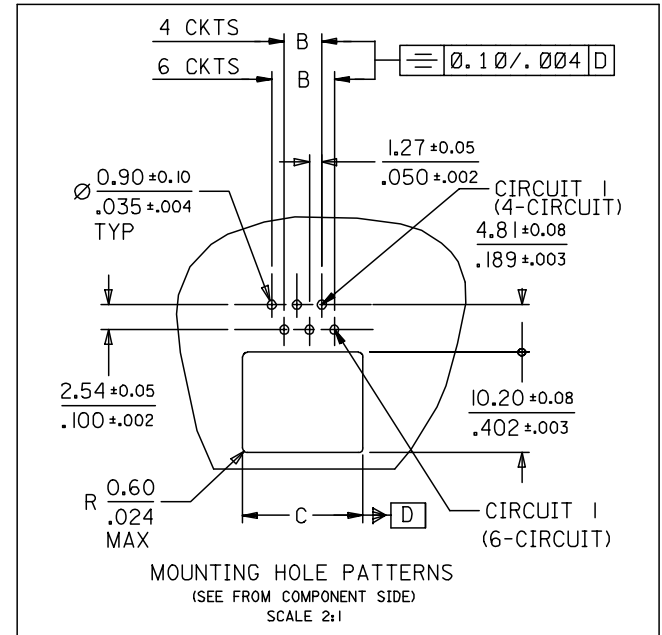


TERMINAL



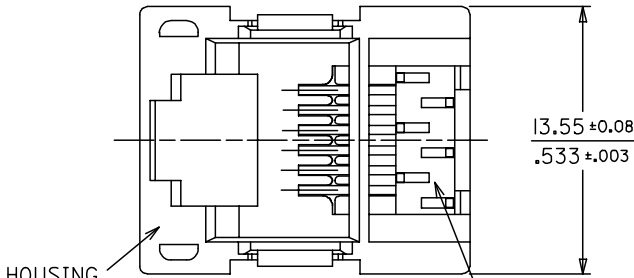
CIRCUIT I (6-CIRCUIT)

CIRCUIT I (4-CIRCUIT)



MOUNTING HOLE PATTERNS
(SEE FROM COMPONENT SIDE)
SCALE 2:1

P/N	HOUSING SIZE	CKTS	DIM		
			A ±0.13	B $\begin{matrix} +0.05 \\ -0.10 \\ \pm.002 \\ \pm.004 \end{matrix}$	C $\begin{matrix} \pm 0.08 \\ \pm.003 \end{matrix}$
95002-2447	POS 4	4 CKTS	11.50	3.81	10.20
			.453	.150	.402
95002-2647	POS 6	4 CKTS	13.55	3.81	12.20
			.533	.150	.480
95002-2667	POS 6	6 CKTS	13.55	6.35	12.20
			.533	.250	.480



HOUSING

MODULE

ENTER DESCRIPTION	DATE	DESCRIPTION
EC NO: MG2005-0107	2004/09/22	
DRWN:KNOLLER	2004/09/22	
CHKD:FCARABET	2004/09/22	
APPR:KNOLLER	2004/09/24	

QUALITY SYMBOLS
$\nabla=0$
$\sphericalangle=0$

GENERAL TOLERANCES (UNLESS SPECIFIED)		
	MM	INCH
4 PLACES	± ---	± ---
3 PLACES	± ---	± .006
2 PLACES	± 0.15	± .010
1 PLACE	± 0.25	± ---
ANGULAR ± .5 °		
DRAFT WHERE APPLICABLE MUST REMAIN WITHIN DIMENSIONS		

DIMENSION STYLE	
MM/IN	
DRAWN BY	DATE
ER	99/02/25
CHECKED BY	DATE
MFAS	99/02/25
APPROVED BY	DATE
FB	99/02/25
MATERIAL NO.	
SEE CHART	

SCALE	DESIGN UNITS	THIRD ANGLE PROJECTION
4:1	METRIC	\odot \square
TITLE		
BOTTOM ENTRY LOW PROFILE MODULAR JACK WITH CAP (THROUGH HOLE VERSION)		
MOLEX INCORPORATED		
DOCUMENT NO.	SHEET NO.	
SD-95002-002	1 OF 1	
THIS DRAWING CONTAINS INFORMATION THAT IS PROPRIETARY TO MOLEX INCORPORATED AND SHOULD NOT BE USED WITHOUT WRITTEN PERMISSION		

9 8 7 6 5 4 3 2 1