

Change Notice

S Series

Change to Method of Identification for S Toggles with Flat Lever

Type of Change:

- Engineering Part Number
 Product Appearance



Example of S331R before change to method of identification on switch case

Before Change	After Change
Printing	Label

The process by which a switch is identified on the switch case will be changing. Previously, identification had been printed on the case, but the method will be revised to application of a label. The logo will also be updated on the label. These changes will effect both standard and custom products for the S Toggles with flat levers. The table below lists the standard part numbers that will be effected, and the table on the following page displays examples of identification before and after the change .

Part Numbers Effected by the Change to Identification Labels					
S41R	S43R	S49R	S331R	S333R	S339R
S42R	S48R	S116R	S332R	S338R	

Note

There may be a mix of previous and updated methods of identification on switches until the transition is complete. Visit NKK Switches' website or contact the factory if more information is needed.

Effective Date

Changes to method of identification on switch cases will be effective March 2015.

NKK
SWITCHES

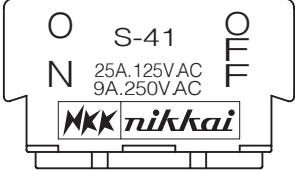
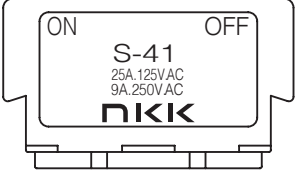
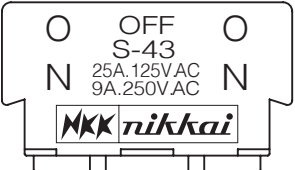
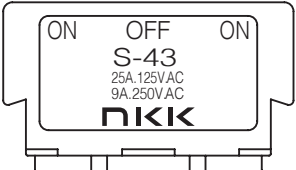


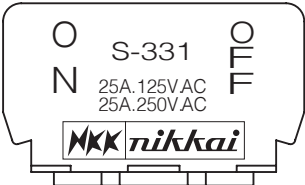
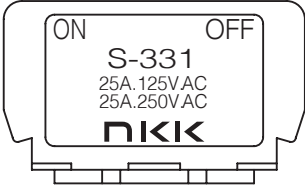
<http://www.nkkswitches.com> • 1.877.2BUYNKK (228.9655)

7850 East Gelding Drive • Scottsdale, AZ 85260 • Telephone 480.991.0942 • Fax 480.998.1435

Change Notice

S Series

Change to Method of Identification for S Toggles with Flat Lever

Part Number	Before Change	After Change
<p>S41R S42R</p>		
<p>S43R S48R S49R</p>		
<p>S116R</p>		
<p>S331R S332R</p>		
<p>S333R S338R S339R</p>	