


## Data sheet | Item number: 706-7753/300-300

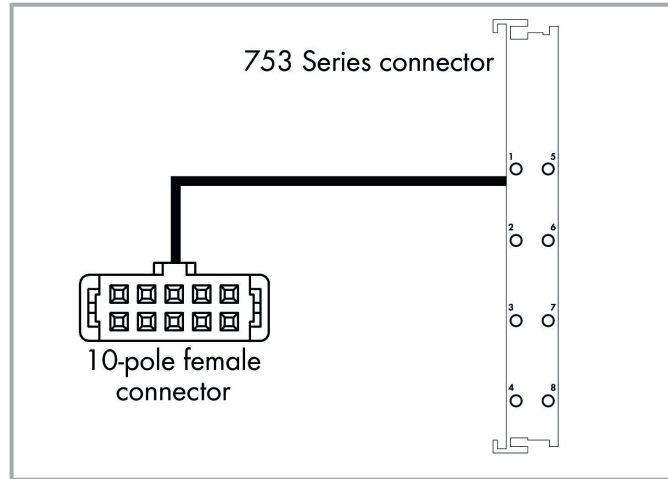
System cable; for WAGO-I/O-SYSTEM, 753 Series; 8 digital inputs or outputs; Length: 3 m; Conductor cross-section: 0.14 mm<sup>2</sup>













[www.wago.com/706-7753/300-300](http://www.wago.com/706-7753/300-300)



 Picture differs from the item.



Color coding acc. to DIN VDE 47100		10 poles flat connector		PLC connector	
		Pin number	Wiring	Pin number	Signal
White		1	0.0	1	ED1/SD1
Brown		2	0.1	5	ED2/SD2
Green		3	0.2	2	ED3/SD3
Yellow		4	0.3	6	ED4/SD4
Grey		5	0.4	3	ED5/SD5
Pink		6	0.5	7	ED6/SD6
Blue		7	0.6	4	ED7/SD7
Red		8	0.7	8	ED8/SD8
Black		9	nc	nc	nc
Violet		10	nc	nc	nc

## Data Notes

Note When using more than 10 wires, the maximum current per wire must be reduced to 0.7 A.

Subject to changes. Please also observe the further product documentation!

WAGO GmbH & Co. KG  
Hansastr. 27  
32423 Minden  
Phone: +49571 887-0 | Fax: +49571 887-169  
Email: [info.de@wago.com](mailto:info.de@wago.com) | Web: [www.wago.com](http://www.wago.com)

Do you have any questions about our products?  
We are always happy to take your call at +49 (571) 887-44222.



## Electrical data

Inputs/outputs	8 digital inputs or outputs
Operating voltage	≤ AC/DC 35 V
Current per wire (max.)	1 A

## Compatibility

### WAGO

WAGO I/O System 753	753-430 (x1) 753-431 (x1) 753-530 (x1)
---------------------	--

## Connection data

Cable type	LiYY
Color code	per DIN VDE 47100

### Connection 1

Connector	Pluggable connector per DIN 41651; female connector
Pole number 1	8
Connection type 1	System
Wire cross-section	0.14 mm <sup>2</sup>

### Connection 2

Connector 2	WAGO 753-110
Pole number 2	10
Connection type 2	System

## Physical data

Cable length	3 m
--------------	-----

## Material Data

Weight	140 g
--------	-------

## Environmental requirements

Ambient temperature (operation)	-20 ... +50 °C
---------------------------------	----------------

Subject to changes. Please also observe the further product documentation!

## Commercial data





Product Group	30 (WAGO France)
ETIM 8.0	EC000237
ETIM 7.0	EC000237
PU (SPU)	1 pcs
Country of origin	FR
GTIN	4045454964436
Customs tariff number	85444290900

## Environmental Product Compliance

RoHS Compliance Status	Compliant, No Exemption
------------------------	-------------------------

## Optional accessories

### Interface module

Interface module		
	<b>Item no.: 704-5003</b> Interface module for system wiring; Pluggable connector per DIN 41651; Male connector; 10-pole; 8-channel relay output; 1 changeover contact; Triple-deck PCB terminal blocks; in mounting carrier; 2,50 mm <sup>2</sup>	<a href="http://www.wago.com/704-5003">www.wago.com/704-5003</a>
	<b>Item no.: 704-2003</b> Interface module for system wiring; Pluggable connector per DIN 41651; Male connector; 10-pole; 8-channel digital input or output; 3-wire connection; in mounting carrier	<a href="http://www.wago.com/704-2003">www.wago.com/704-2003</a>
	<b>Item no.: 704-5013</b> Interface module for system wiring; Pluggable connector per DIN 41651; Male connector; 10-pole; 8-channel relay output; 1 changeover contact; Triple-deck PCB terminal blocks; with manual operation; in mounting carrier; 2,50 mm <sup>2</sup>	<a href="http://www.wago.com/704-5013">www.wago.com/704-5013</a>
	<b>Item no.: 289-611</b> Interface module; Pluggable connector per DIN 41651; 10-pole; Triple-deck PCB terminal blocks; in mounting carrier; 2,50 mm <sup>2</sup>	<a href="http://www.wago.com/289-611">www.wago.com/289-611</a>

## Downloads

### Documentation

#### System Description

WAGO System Wiring, Selection Guide	pdf	Download
This guide will help you select the appropriate interface modules and system cables for the controller you are using.	545.9 kB	

Subject to changes. Please also observe the further product documentation!



## Environmental Product Compliance

### Compliance Search

Environmental Product Compliance 706-7753/300-300

URL

Download

System cable; for WAGO-I/O-SYSTEM, 753 Series; 8 digital inputs or outputs; Length: 3 m; Conductor cross-section: 0.14 mm<sup>2</sup>

---

## Installation Notes

Subject to changes. Please also observe the further product documentation!

---

WAGO GmbH & Co. KG

Hansastr. 27

32423 Minden

Phone: +49571 887-0 | Fax: +49571 887-169

Email: [info.de@wago.com](mailto:info.de@wago.com) | Web: [www.wago.com](http://www.wago.com)

Do you have any questions about our products?

We are always happy to take your call at +49 (571) 887-44222.