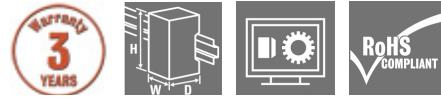


## PROmax PRO MAX 240W 24V 10A

**Weidmüller Interface GmbH & Co. KG**  
 Klingenbergstraße 16  
 D-32758 Detmold  
 Germany  
 Fon: +49 5231 14-0  
 Fax: +49 5231 14-292083  
 www.weidmueller.com



PROmax offers diverse solutions for demanding automation.

Our high performance and durable PROmax switch-mode power supply units are designed for especially demanding requirements. PROmax reliably copes with continuous overload of up to 20% or short-term peak loads of 300% occurring with high control cabinet temperatures.

High boost capability and full power are also made possible in a wide temperature range. Our switch-mode power supply units can be used around the world and are also suitable for confined spaces thanks to their low width.

Together with our uninterruptible DC USPs, the diode modules or CAP modules, you can create a power supply solution that is tailored to your requirements.

### General ordering data

Type	PRO MAX 240W 24V 10A
Order No.	<a href="#">1478130000</a>
Version	Power supply, switch-mode power supply unit, 24 V
GTIN (EAN)	4050118286052
Qty.	1 pc(s).

**PROmax**  
**PRO MAX 240W 24V 10A**

**Weidmüller Interface GmbH & Co. KG**  
 Klingenbergstraße 16  
 D-32758 Detmold  
 Germany  
 Fon: +49 5231 14-0  
 Fax: +49 5231 14-292083  
 www.weidmueller.com

**Technical data****Dimensions and weights**

Width	60 mm	Width (inches)	2.362 inch
Height	130 mm	Height (inches)	5.118 inch
Depth	125 mm	Depth (inches)	4.921 inch
Net weight	1,050 g		

**Temperatures**

Humidity at operating temperature	5...95 %, no condensation	Operating temperature	-25 °C...70 °C
Storage temperature	-40 °C...85 °C		

**Input**

AC current consumption	1.5 A @ 230 V AC / 3 A @ 115 V AC	AC input voltage range	85...277 V AC
Connection system	Screw connection	DC current consumption	1.5A @ 370 VDC / 3A @ 120 VDC
DC input voltage range	80...370 V DC	Frequency range AC	45...65 Hz
Input fuse (internal)	Yes	Inrush current	max. 15 A
Rated input voltage	100...240 V AC (wide-range input)	Recommended back-up fuse	10 A, char. B circuit breaker, 6...8 A, char. C circuit breaker
Standby power consumption, max.	1 W		

**output**

Connection system	Screw connection	Continuous output current @ $U_{Rated}$	12 A @ 45°C, 7.5 A @ 70°C
Output power	240 W	Output voltage	24 V
Output voltage	22.5...29.5 V (adjustable via potentiometer)	Parallel connection option	yes, max. 5
Power reserve at nom. voltage	12 A (1 min), 15 A (4s)	Protection against inverse voltage	Yes
Pulsed current capacity @ $U_{Rated}$	30 A (2ms)	Rated (nominal) output current @ $U_{Nom}$	10 A @ 60 °C
Rated output voltage	24 V DC $\pm$ 1 %	Residual ripple, breaking spikes	< 50 mVss @ $U_{Nenn}$ , Full Load

**General data**

AC failure bridging time @ $I_{Nom}$	min. 20 ms	Current limiting	> 120 % $I_N$
Degree of efficiency	91.5%	Derating	> 60°C / 75% @ 70°C
Earth leakage current, max.	3.5 mA	Housing version	Metal, corrosion resistant
MTBF	>500.000h (25°C, IEC 61709)	Mounting position, installation notice	Horizontal on TS35 mounting rail. 50 mm of clearance at top & bottom for air circ. Can mount side by side with no space in between.
Operating temperature	-25 °C...70 °C	Power factor (approx.)	> 0.95 @ 230 V AC
Power loss, idling	2.4 W	Power loss, nominal load	22.3 W
Protection against reverse voltages from the load	30...35 V DC	Protection degree	IP20
Series switching capability	Yes	Short-circuit protection	Yes
Start-up	$\geq$ -40 °C	Status indication	LED red/green and relay ( $\geq$ 21.6 V DC LED green, relay on/ $\leq$ 20.6 LED red, relay off)
Surge voltage category	III		

Creation date February 7, 2018 7:43:22 PM CET

Catalogue status 26.01.2018 / We reserve the right to make technical changes.

**PROmax**  
**PRO MAX 240W 24V 10A**

**Weidmüller Interface GmbH & Co. KG**  
 Klingenbergstraße 16  
 D-32758 Detmold  
 Germany  
 Fon: +49 5231 14-0  
 Fax: +49 5231 14-292083  
 www.weidmueller.com

**Technical data**
**EMC / shock / vibration**

Vibration resistance IEC 60068-2-6	2.3 g	Interference immunity test acc. to	EN 55024, EN 55022, IEC61000-3-2,-3, IEC61000-4-2,-3,-4,-5,-6,-8,-11
Shock resistance IEC 60068-2-27	30 g in all directions		

**Insulation coordination**

Class of protection	I, with PE connection	Humidity at operating temperature	5...95 %, no condensation
Insulation voltage input / earth	3.5 kV	Insulation voltage output / earth	0.5 kV
Insulation voltage, input/output	4 kV	Pollution severity	2
Surge voltage category	III		

**Electrical safety (applied standards)**

Electrical machine equipment	Acc. to EN60204	For use with electronic equipment	Acc. to EN50178 / VDE0160
Protection against dangerous shock currents	Acc. to VDE0106-101	Protective separation / protection against electrical shock	VDE0100-410 / acc. to DIN57100-410
Safety extra-low voltage	SELV acc. to EN60950, PELV acc. to EN60204, IEC61204	Safety transformers for switch-mode power supplies	nach EN61558-2-16

**Connection data (input)**

Conductor cross-section, AWG/kcmil , max.	10	Conductor cross-section, AWG/kcmil , min.	26
Conductor cross-section, flexible , min.	0.22 mm <sup>2</sup>	Conductor cross-section, rigid , max.	6 mm <sup>2</sup>
Conductor cross-section, rigid , min.	0.18 mm <sup>2</sup>	Connection system	Screw connection
Number of terminals	3 for L/N/PE	Screwdriver blade	0.8 x 4.0, PZ 1
Tightening torque, max.	0.6 Nm	Tightening torque, min.	0.5 Nm
Wire connection cross section, flexible (input), max.	4 mm <sup>2</sup>		

**Connection data (output)**

Conductor cross-section, AWG/kcmil , max.	10	Conductor cross-section, AWG/kcmil , min.	26
Conductor cross-section, flexible , max.	4 mm <sup>2</sup>	Conductor cross-section, flexible , min.	0.22 mm <sup>2</sup>
Conductor cross-section, rigid , max.	6 mm <sup>2</sup>	Conductor cross-section, rigid , min.	0.18 mm <sup>2</sup>
Connection system	Screw connection	Number of terminals	8 (+, -, 11, 13, 14)
Screwdriver blade	0.8 x 4.0, PZ 1	Tightening torque, max.	0.6 Nm
Tightening torque, min.	0.5 Nm		

**Signalling**

Contact load (NO contact)	max. 30 V DC / 1 A	Floating contact	Yes
Status indication	LED red/green and relay (≥21.6 V DC LED green, relay on/ ≤20.6 LED red, relay off)		

**Data sheet**

**PROmax**  
**PRO MAX 240W 24V 10A**

**Weidmüller Interface GmbH & Co. KG**  
Klingenbergstraße 16  
D-32758 Detmold  
Germany  
Fon: +49 5231 14-0  
Fax: +49 5231 14-292083  
www.weidmueller.com

**Technical data**

**Approvals**

Institute (GERMLLOYD)		Certificate No. (GERMLLOYD)	
			TAA00000TT
Institute (cULus)		Certificate no. (cULus)	
			E258476
Institute (cULusEX)		Certificate no. (cULusEX)	
			E470829
Institute (cURus)		Certificate No. (cURus)	
			E255651

**Classifications**

ETIM 5.0	EC002541	ETIM 6.0	EC002540
eClass 6.2	27-04-90-04	eClass 7.1	27-04-90-04
eClass 8.1	27-04-90-04	eClass 9.0	27-04-07-03
eClass 9.1	27-04-07-01		

**Product information**

Descriptive text ordering data      The internal varistor found in a switch-mode power supply does not replace the need for surge protection within a system.

**Approvals**

Approvals	
ROHS	Conform

**Downloads**

Approval/Certificate/Document of Conformity	<a href="#">DE_PA5200_160310_001.pdf</a>
Brochure/Catalogue	<a href="#">CAT 4.3 ELECTR 15/16 EN</a>
Engineering Data	<a href="#">EPLAN, WSCAD, Zuken E3.S</a>
User Documentation	<a href="#">Operating instructions</a>

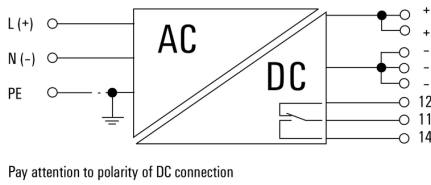
**Data sheet**

**PROmax**  
**PRO MAX 240W 24V 10A**

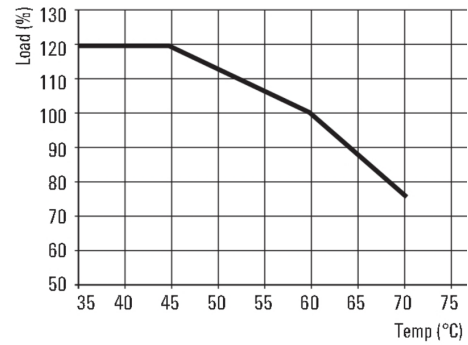
**Weidmüller Interface GmbH & Co. KG**  
 Klingenbergstraße 16  
 D-32758 Detmold  
 Germany  
 Fon: +49 5231 14-0  
 Fax: +49 5231 14-292083  
 www.weidmueller.com

**Drawings**

**Electric symbol**



**Derating curve**



**Derating curve**