

Bus system connector - SACC-M12FSD-4Q SH PN - 1554526

Please be informed that the data shown in this PDF Document is generated from our Online Catalog. Please find the complete data in the user's documentation. Our General Terms of Use for Downloads are valid (<http://phoenixcontact.com/download>)




Bus system connector, PROFINET CAT5 (100 Mbps), 4-position, shielded, Socket straight M12, D-coded, Insulation displacement connection, knurl material: Nickel-plated brass, external cable diameter 4 mm ... 8 mm

Your advantages

- ✓ Safe use in the field, thanks to a high degree of protection
- ✓ Flexible: connectors for on-site assembly
- ✓ Insulation displacement connection: innovative and time-saving assembly without stripping the single wire
- ✓ Reliable signal transmission - 360° shielding in environments with electromagnetic interference



Key Commercial Data

Packing unit	1 pc
GTIN	 4 046356 166218
GTIN	4046356166218

Technical data

Dimensions

External cable diameter	4 mm ... 8 mm
Stripping length of the sheath	35 mm

Ambient conditions

Ambient temperature (operation)	-40 °C ... 85 °C
Degree of protection	IP67

General

Note	This product corresponds to the PROFINET Cabling and Interconnection Technology Guideline for PROFINET regulations, version 2.00, order no: 2.252, Chapter 8.2 Connectors for Outside Environment (Balanced cabling)
	NOTE: Observe the permissible bending radii when laying conductors, since the degree of protection may be put in jeopardy if the bending forces are too high. Alleviate mechanical loads upstream of the connector, e.g. by using cable ties.

Bus system connector - SACC-M12FSD-4Q SH PN - 1554526

Technical data

General

Rated current at 40°C	1.75 A
Rated voltage	48 V AC
	60 V DC
Number of positions	4
Insulation resistance	≥ 100 MΩ
Coding	D - data
Standards/regulations	M12 connector according to IEC 61076-2-101
Signal type/category	PROFINET CAT5 (on the basis of IEC 11801), 100 Mbps
Status display	No
Overvoltage category	II
Degree of pollution	3
Connection method	Insulation displacement connection
Conductor cross section AWG	23 ... 22
Wire diameter including insulation	≤ 1.6 mm
Frequency of connections between conductors of the same cross section	≥ 10
Insertion/withdrawal cycles	≥ 100
Torque	0.4 Nm (M12 knurl)
	0.8 Nm (Connector with coupling sleeve)
	3 Nm (Pressure nut with coupling sleeve)

Material

Flammability rating according to UL 94	V0
Contact material	CuSn
Contact surface material	Ni/Au
Contact carrier material	PA6
Material of grip body	Zinc die-cast, nickel-plated
Material, knurls	Nickel-plated brass
Sealing material	Neoprene

Standards and Regulations

Standard designation	M12 connector
Standards/regulations	according to IEC 61076-2-101
Flammability rating according to UL 94	V0

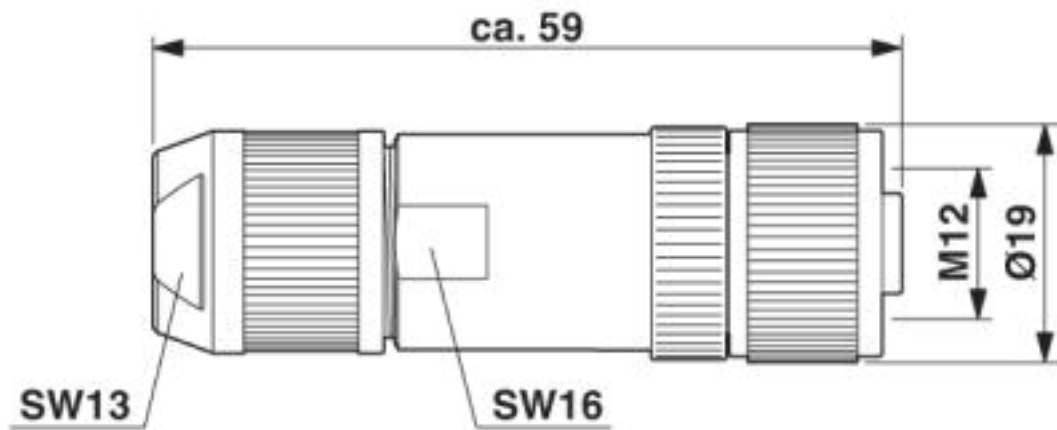
Environmental Product Compliance

REACH SVHC	Lead 7439-92-1
China RoHS	Environmentally Friendly Use Period = 50
	For details about hazardous substances go to tab "Downloads", Category "Manufacturer's declaration"

Drawings

Bus system connector - SACC-M12FSD-4Q SH PN - 1554526

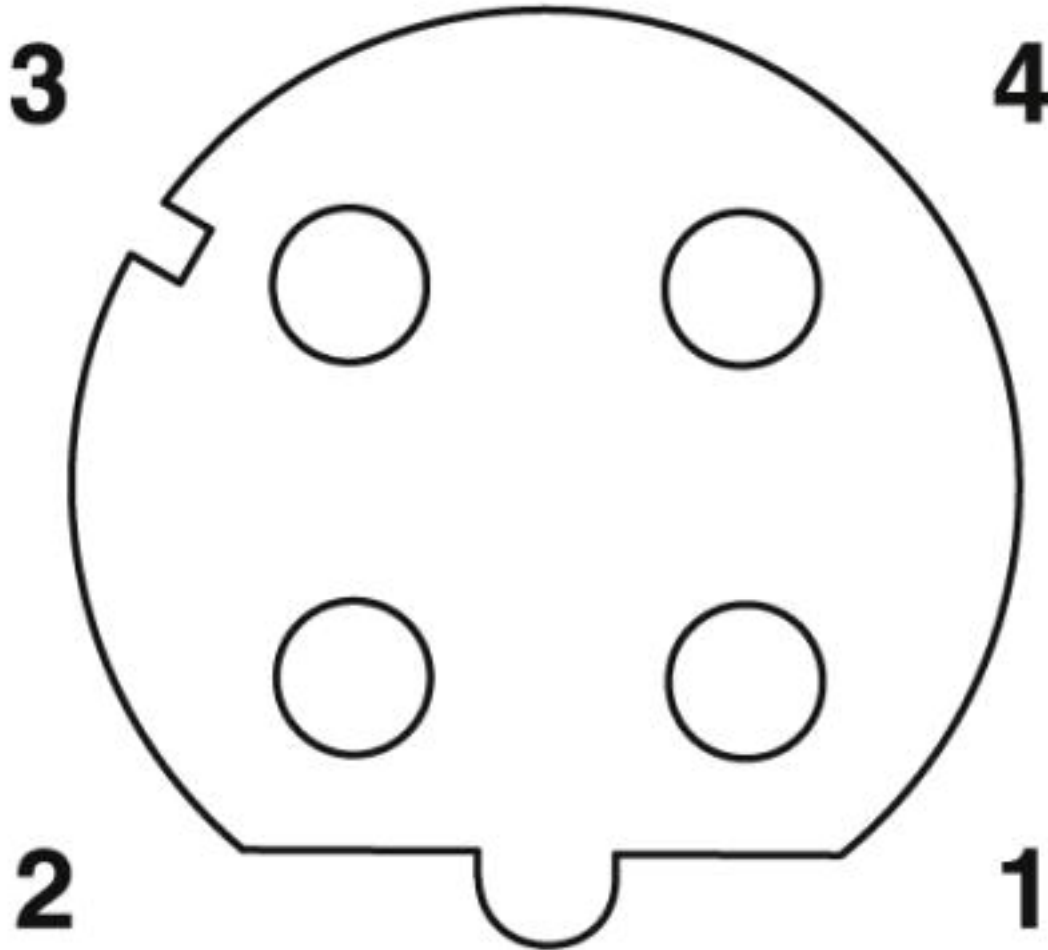
Dimensional drawing



M12 x 1 socket, straight

Bus system connector - SACC-M12FSD-4Q SH PN - 1554526

Schematic diagram



Pin assignment M12 socket, 4-pos., D-coded, female side

Approvals

Approvals

Approvals

EAC

Ex Approvals

Approval details

Bus system connector - SACC-M12FSD-4Q SH PN - 1554526

Approvals

EAC



RU C-
DE.AI30.B.01102

Phoenix Contact 2019 © - all rights reserved
<http://www.phoenixcontact.com>

PHOENIX CONTACT GmbH & Co. KG
Flachsmarktstr. 8
32825 Blomberg
Germany
Tel. +49 5235 300
Fax +49 5235 3 41200
<http://www.phoenixcontact.com>