

## Valve connectors - SAC-3P-MR/BI-1L-Z SCO 180 - 1409724

Please be informed that the data shown in this PDF Document is generated from our Online Catalog. Please find the complete data in the user's documentation. Our General Terms of Use for Downloads are valid (<http://phoenixcontact.com/download>)



Valve connectors, 3-position, Plug angled M12, A-coded, on Valve connector BI (11 mm), with 1 LED, connected with Z diode, Pin connector pattern of valve plug rotated 180°



### Key Commercial Data

|                        |               |
|------------------------|---------------|
| Packing unit           | 1 pc          |
| Minimum order quantity | 200 pc        |
| GTIN                   |               |
| GTIN                   | 4046356900683 |

### Technical data

#### Ambient conditions

|                                 |                               |
|---------------------------------|-------------------------------|
| Ambient temperature (operation) | -25 °C ... 85 °C (valve plug) |
| Degree of protection            | IP65/IP67                     |

#### General

|                              |                               |
|------------------------------|-------------------------------|
| Rated current at 40°C        | 4 A                           |
| Rated voltage                | 24 V AC                       |
|                              | 24 V DC                       |
| Number of positions          | 3                             |
| Color handle area            | black                         |
| Insulation resistance        | ≥ 100 MΩ                      |
| Coding                       | A - standard                  |
| Standards/regulations        | M12 connector IEC 61076-2-101 |
| Status display               | Yellow LED                    |
| Protective circuit/component | Z diode                       |
| Overvoltage category         | II                            |
| Degree of pollution          | 3                             |
| Connection method            | M12 connector                 |

## Valve connectors - SAC-3P-MR/BI-1L-Z SCO 180 - 1409724

### Technical data

#### General

|                             |                          |
|-----------------------------|--------------------------|
| Insertion/withdrawal cycles | ≥ 100                    |
| Torque                      | 0.6 Nm (Valve connector) |

#### Material

|  |                              |
|--|------------------------------|
| Flammability rating according to UL 94 | HB                           |
| Contact material                       | CuSn                         |
| Contact surface material               | Ni/Au                        |
| Contact carrier material               | PA66                         |
| Valve plug contact material            | CuSn                         |
| Valve plug contact surface material    | Sn                           |
| Valve plug contact insert material     | PA 6.6                       |
| Material housing valve plug            | TPU                          |
| Material, knurls                       | Zinc die-cast, nickel-plated |
| Sealing material                       | TPU (Seal molded)            |

#### Standards and Regulations

|  |                 |
|--|-----------------|
| Standard designation                   | M12 connector   |
| Standards/regulations                  | IEC 61076-2-101 |
| Flammability rating according to UL 94 | HB              |

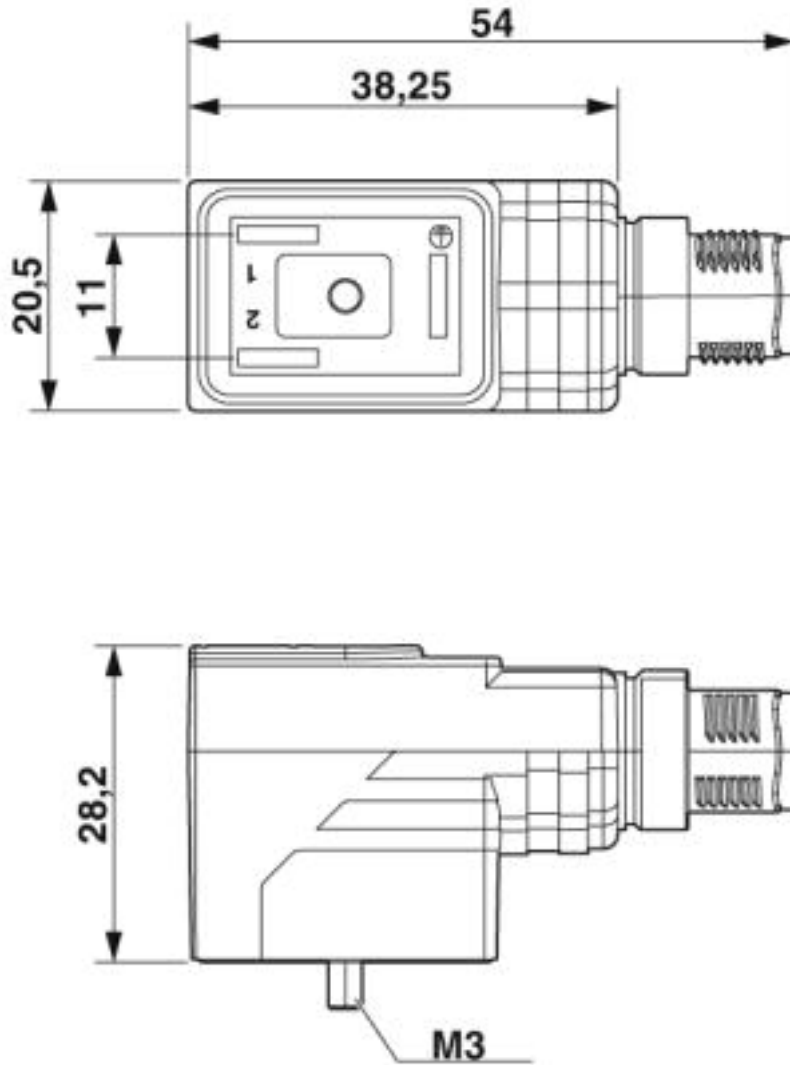
#### Environmental Product Compliance

|            |   |
|------------|---|
| China RoHS | Environmentally Friendly Use Period = 50  |
|            | For details about hazardous substances go to tab "Downloads", Category "Manufacturer's declaration" |

### Drawings

# Valve connectors - SAC-3P-MR/BI-1L-Z SCO 180 - 1409724

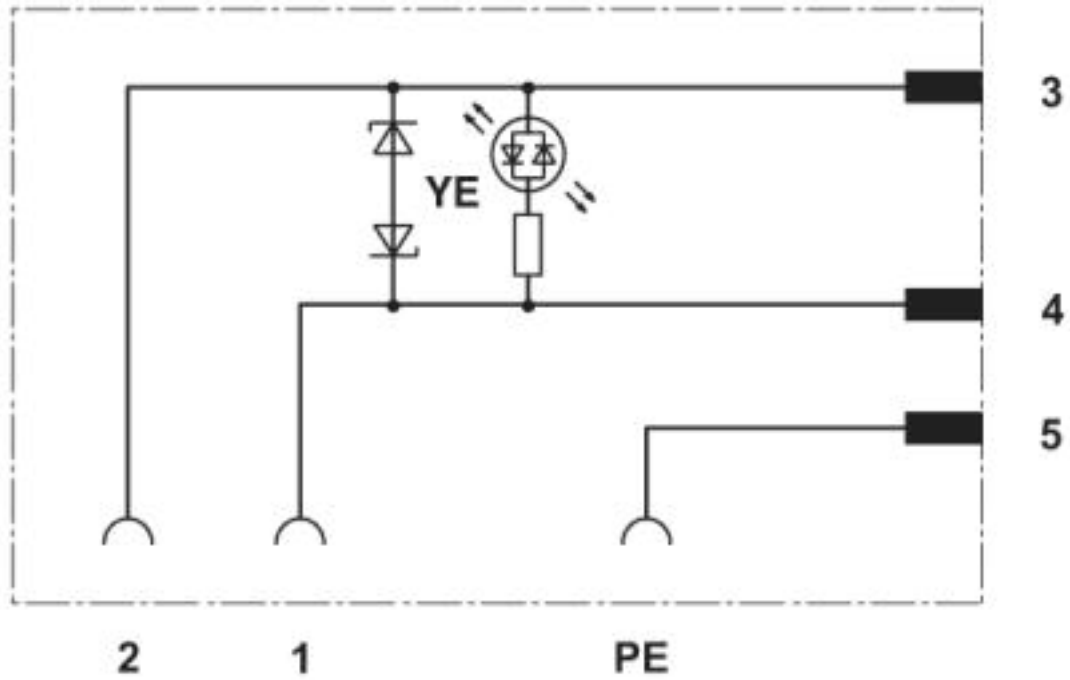
Dimensional drawing



as illustrated, but with cable outlet rotated 180°

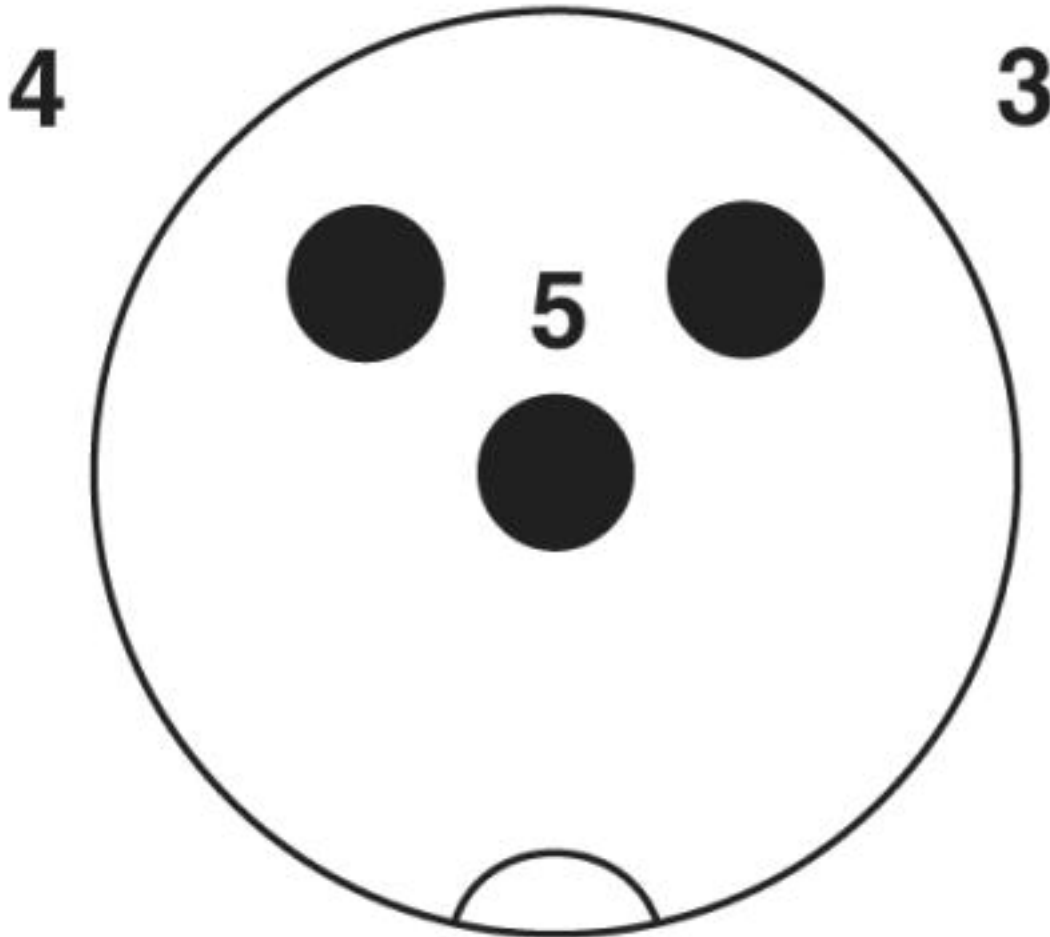
# Valve connectors - SAC-3P-MR/BI-1L-Z SCO 180 - 1409724

Circuit diagram



## Valve connectors - SAC-3P-MR/BI-1L-Z SCO 180 - 1409724

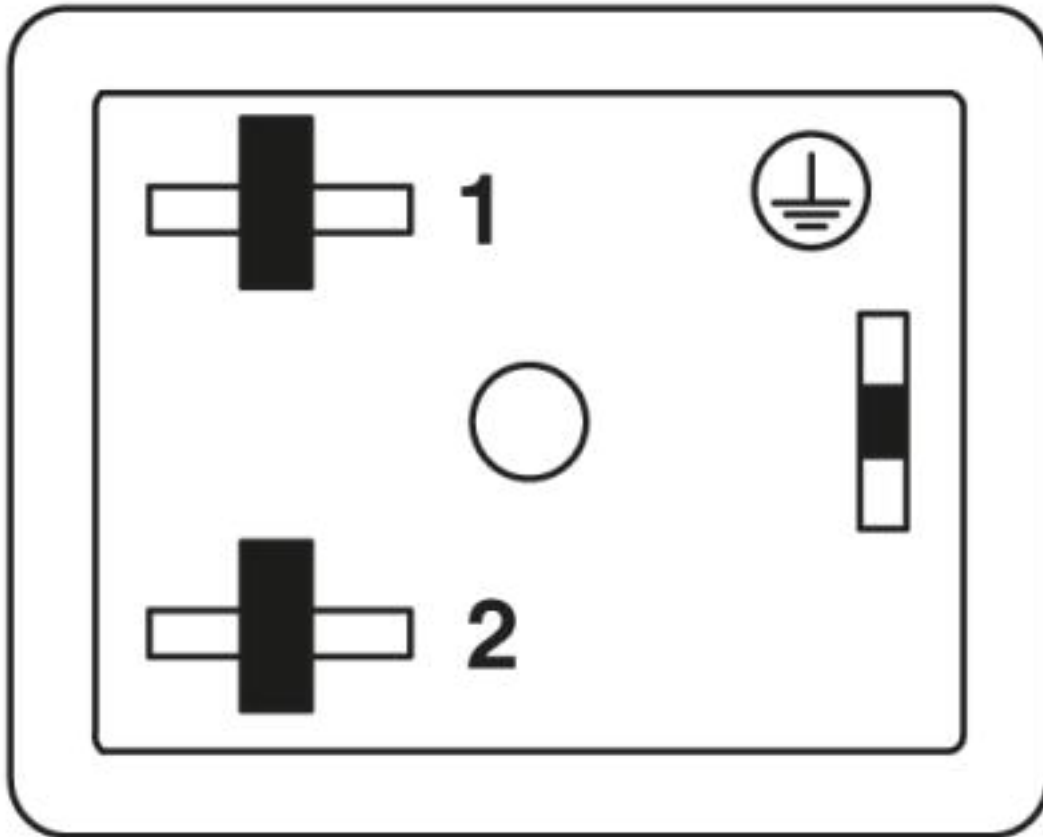
Schematic diagram



Pin assignment M12 plug, 3-pos., A-coded, view male side

# Valve connectors - SAC-3P-MR/BI-1L-Z SCO 180 - 1409724

Schematic diagram



Valve connector pin assignment, type BI

## Approvals

Approvals

---

Approvals

CSAus

---

Ex Approvals

## Approval details

|                    |      |   |       |
|--------------------|------|---|-------|
| CSAus              |      | <a href="http://www.csagroup.org/services-industries/product-listing/">http://www.csagroup.org/services-industries/product-listing/</a> | 13631 |
| Nominal voltage UN | 24 V |   |       |

## Valve connectors - SAC-3P-MR/BI-1L-Z SCO 180 - 1409724

### Approvals

|                                |     |
|--------------------------------|-----|
| Nominal current I <sub>N</sub> | 4 A |
|--------------------------------|-----|

Phoenix Contact 2019 © - all rights reserved  
<http://www.phoenixcontact.com>

PHOENIX CONTACT GmbH & Co. KG

Flachsmarktstr. 8

32825 Blomberg

Germany

Tel. +49 5235 300

Fax +49 5235 3 41200

<http://www.phoenixcontact.com>