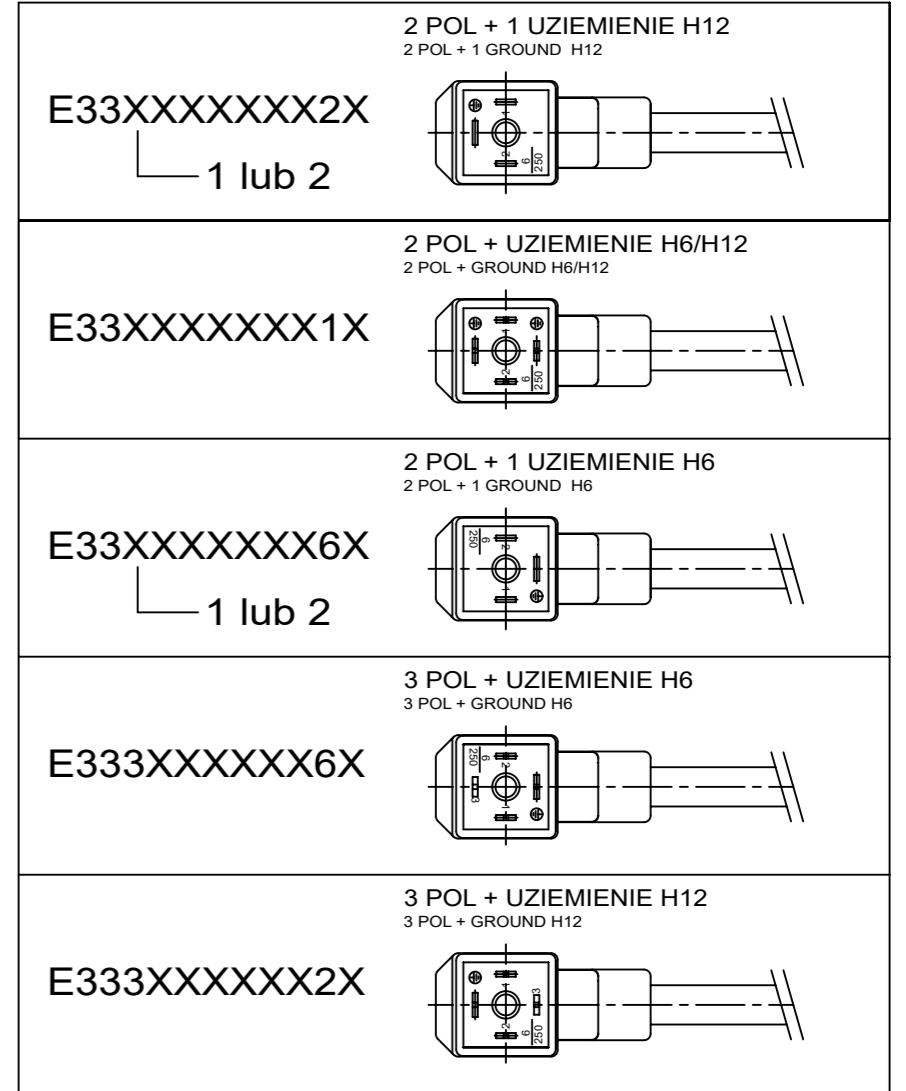
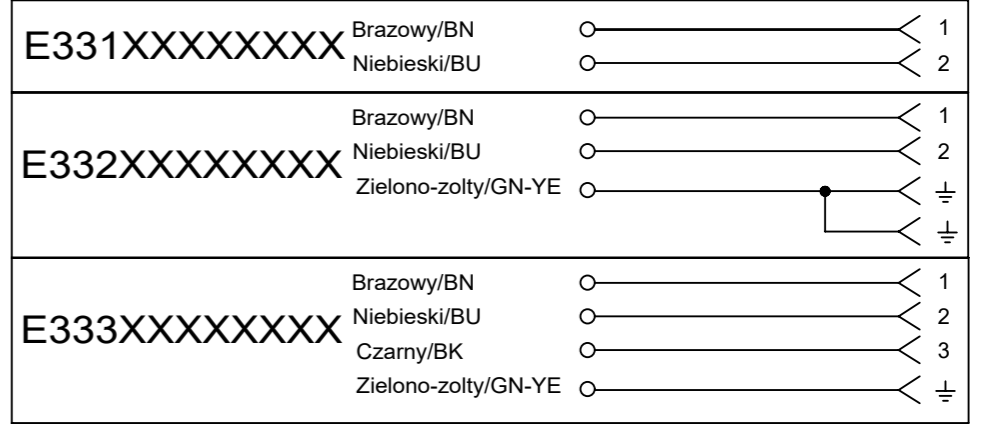


PATRZ UWAGA 1
SE NOTE 1

Table of length tolerances/ Tablica tolerancji dlugosci mm		
Over/Od	Up to and including/ Do-wlacznie	Tolerance/Tolerancja +/-
100	1000	±20
1000	3000	±30
3000	5000	±40
5000	10000	±50
10000	15000	±100
15000	20000	±150
	>20000	L/100



UWAGI:
1. DLUGOSC PATRZ ARKUSZ 2.

NOTES:
1. LENGHT SEE SHEET 2.

THIS DRAWING CONTAINS INFORMATION THAT IS PROPRIETARY TO MOLEX ELECTRONIC TECHNOLOGIES, LLC AND SHOULD NOT BE USED WITHOUT WRITTEN PERMISSION

DIMENSION UNITS mm	SCALE NTS	CURRENT REV DESC: REVISION CREATED FOR REMOVING PRE-RELEASE STAMP		molex		
GENERAL TOLERANCES (UNLESS SPECIFIED)		EC NO: 714567				
		DRWN: SUGEEB 2022/07/18		PRODUCT CUSTOMER DRAWING		
		CHK'D: GGA 2022/07/19		DOCUMENT NUMBER		
		APPR: GGA 2022/07/19		E33XXXXXXXXXX		
		INITIAL REVISION:		DOC TYPE		
		DRWN: MLEVYTSKY 2009/01/21		PSD		
		APPR: MWOLSZCZAK 2009/01/21		DOC PART		
		ANGULAR TOL ± °		001		
DRAFT WHERE APPLICABLE MUST REMAIN WITHIN DIMENSIONS		FIRST ANGLE PROJECTION	DRAWING	SERIES	MATERIAL NUMBER	CUSTOMER
			A3-SIZE	121040	SEE TABLE	GENERAL MARKET
				SHEET NUMBER		1 OF 4

E 3 3 X X X X X X X X X X

E - Pakowanie bez workow
W - Pakowanie pojedynczo
Q - Szybkie pakowanie

ILOSC PRZEWODOW/NUMBER OF WIRES:
1=2 PRZEWODY,
2=2 PRZEWODY+UZIEMIENIE,
3=3 PRZEWODY+UZIEMIENIE.

TYP KABLA/CABLE TYPE
PATRZ TABELA 1/SEE TABLE 1

RODZAJ KABLA/CABLE CROSS SECTION AREA
PATRZ TABELA 2/SEE TABLE 2

KOLOR MOULDINGU/HEAD COLOUR:
G=SZARY/GREY;
N=CZARNY/BLACK;
T=PRZEZROCZYSTY/TRANSPARENT;
A=CZARNY/BLACK;
B=SZARY/GREY.

DLUGOSC KABLA W CM/CABLE LENGHT IN CM
NP:050=50 CM, 300=300 CM.

POLOZENIE PINU Z UZIEMIENIEM(PATRZ TABELA ORJENTACJA OBUDOWY)/EARTH PIN LOCATION(SEE INSERT ORIENTATION TABLE):
1=PODWOJNE UZIEMIENIE NA GODZINIE 6 ORAZ 12/DOUBLE EARTH ON 6H AND 12H,
2=UZIEMIENIE NA GODZINIE 12/1EARTH ON 12H,
6=UZIEMIENIE NA GODZINIE 6/EARTH ON 6H.
4=PODWOJNE UZIEMIENIE NA GODZINIE 3 ORAZ 9/DOUBLE EARTH ON 3H AND 9H,
3=UZIEMIENIE NA GODZINIE 3/1EARTH ON 3H,
9=UZIEMIENIE NA GODZINIE 9/EARTH ON 9H.

GASKET ORAZ SRUBY/GASKET SCREWS:
1=GASKET PROFILOWANY+SRUBA/NBR PROFILE GASKET+FIXING SCREWS,
2=NBR PLASKI GASKET+SRUBA/NBR FLAT GASKET+SCREW,
3=SILIKONOWY PROFILOWANY GASKET+SRUBA/SILICONE PROFILE GASKET+SCREW,
4=SILIKOWANY PLASKI GASKET+SRUBA/SILICON FLAT GASKET+SCREW,
P=ZINTEGROWANY GASKET+SRUBA/INTEGRATED GASKET+FIXING SCREW,
R=ZINTEGROWANY GASKET+SRUBA/INTAGRATED GASKET+SCREW,
T=PROFILOWANY GASKET+SRUBA, PROFILE GASKET+SCREW.

THIS DRAWING CONTAINS INFORMATION THAT IS PROPRIETARY TO MOLEX ELECTRONIC TECHNOLOGIES, LLC AND SHOULD NOT BE USED WITHOUT WRITTEN PERMISSION															
DIMENSION UNITS		SCALE		CURRENT REV DESC: REVISION CREATED FOR REMOVING PRE-RELEASE STAMP				molex		MPM E33XXXXXXXXXX					
mm		NTS													
GENERAL TOLERANCES (UNLESS SPECIFIED)				EC NO: 714567		2022/07/18		PRODUCT CUSTOMER DRAWING							
				DRWN: SUGEEB		2022/07/19									
				CHK'D: GGA		2022/07/19									
				APPR: GGA		2022/07/19									
				INITIAL REVISION:				DOCUMENT NUMBER							
				DRWN: MLEVYTSKYY		2009/01/21		E33XXXXXXXXXX		DOC TYPE	DOC PART	REVISION			
				APPR: MWOLSZCZAK		2009/01/21		PSD	001	B1					
ANGULAR TOL ± °				FIRST ANGLE PROJECTION		DRAWING		SERIES		MATERIAL NUMBER		CUSTOMER		SHEET NUMBER	
DRAFT WHERE APPLICABLE MUST REMAIN WITHIN DIMENSIONS						A3-SIZE		121040		SEE TABLE		GENERAL MARKET		2 OF 4	

TABELA 2 KABLE/TABLE 2 CABLES

MOLEX PN	mPm	Code	PRZEW	PRZEKROJ	MATERIAL	KOLOR/COLOUR	SREDNICA Ø	DIN A-B	DIN C
1210180080	I	0	3	1 mm2	PVC CEI 2022 II O.R.	Szary/Grey RAL7035	-	-	-
1210180467	A	2	2	20 AWG	PVC CSA/UL 2661	Czarny/Black	5,5+/-0,2 mm	OK.	OK.
-	A	2	3	20 AWG	PVC CSA/UL 2661	Czarny/Black	5,6+/-0,2 mm	OK.	OK.
1210180394	A	2	4	20 AWG	PVC CSA/UL 2661	Czarny/Black	6,2+/-0,2 mm	OK.	OK.
-	A	2	5	20 AWG	PVC CSA/UL 2661	Czarny/Black	7+/-0,2 mm	OK.	
1210180297	B	2	2	20 AWG	PUR CSA/UL 20668	Czarny/Black	5,5+/-0,2 mm	OK.	OK.
1210180126	B	2	3	20 AWG	PUR CSA/UL 20668	Czarny/Black	5,6+/-0,2 mm	OK.	OK.
1210180387	B	2	4	20 AWG	PUR CSA/UL 20668	Czarny/Black	6,2+/-0,2 mm	OK.	OK.
-	B	2	5	20 AWG	PUR CSA/UL 20668	Czarny/Black	7+/-0,2 mm	OK.	
1210180122	D	2	3	0,5 mm2	PVC TI2 CEI 20-20	Szary/Grey	-	-	-
-	F	2	3	0,5 mm2	CNOMO	Szary/Grey RAL7000	5,5+/-0,2 mm	OK.	OK.
1210180047	I	2	2	0,5 mm2	PVC CEI 2022 II O.R.	Szary/Grey RAL7035	5,5+/-0,2 mm	OK.	OK.
-	I	2	3	0,5 mm2	PVC CEI 2022 II O.R.	Szary/Grey RAL7035	5,5+/-0,2 mm	OK.	OK.
1210180146	I	2	4	0,5 mm2	PVC CEI 2022 II O.R.	Szary/Grey RAL7035	6,5+/-0,2 mm	OK.	
1210180177	I	2	5	0,5 mm2	PVC CEI 2022 II O.R.	Szary/Grey RAL7035	7+/-0,2 mm	OK.	
1210180022	N	2	2	0,5 mm2	PVCH03	Czarny/Black	5,1+ 0,2-0 mm	OK.	OK.
1210180064	N	2	3	0,5 mm2	PVCH03	Czarny/Black	5,4+ 0,2-0 mm	OK.	OK.
1210180153	N	2	4	0,5 mm2	PVCH03	Czarny/Black	5,75+0,2-0 mm	OK.	OK.
1210180046	P	2	2	0,5 mm2	PUR - BLEND	Czarny/Black	5,5+/-0,2 mm	OK.	OK.
-	P	2	3	0,5 mm2	PUR - BLEND	Czarny/Black	5,5+/-0,2 mm	OK.	OK.
1210180302	P	2	4	0,5 mm2	PUR - BLEND	Czarny/Black	-	-	-
-	P	2	5	0,5 mm2	PUR - BLEND	Czarny/Black	7+/-0,2 mm	OK.	OK.
1210180409	A	3	2	18 AWG	PVC CSA/UL 2661	Czarny/Black	6,5+/-0,2 mm	OK.	
1210180129	A	3	3	18 AWG	PVC CSA/UL 2661	Czarny/Black	6,5+/-0,2 mm	OK.	
1210180159	A	3	4	18 AWG	PVC CSA/UL 2661	Czarny/Black	7+/-0,2 mm	OK.	
-	A	3	5	18 AWG	PVC CSA/UL 2661	Czarny/Black	7,8+/-0,2 mm	OK.	
1210180351	B	3	2	18 AWG	PUR CSA/UL 20668	Czarny/Black	6,5+/-0,2 mm	OK.	
1210180127	B	3	3	18 AWG	PUR CSA/UL 20668	Czarny/Black	6,5+/-0,2 mm	OK.	
1210180127	B	3	4	18 AWG	PUR CSA/UL 20668	Czarny/Black	7+/-0,2 mm	OK.	
-	B	3	5	18 AWG	PUR CSA/UL 20668	Czarny/Black	7,8+/-0,2 mm	OK.	
1210180073	D	3	3	0,75 mm2	PVC TI2 CEI 20-20	Szary/Grey	-	-	-
1210180145	D	3	4	0,75 mm2	PVC TI2 CEI 20-20	Szary/Grey	-	-	-
1210180120	I	3	3	0,75 mm2	PVC CEI 2022 II O.R.	Szary/Grey RAL7035	-	-	-
1210180143	I	3	4	0,75 mm2	PVC CEI 2022 II O.R.	Szary/Grey RAL7035	-	-	-
1210180032	N	3	2	0,75 mm2	PVCH05	Czarny/Black	6,2+ 0,2-0 mm	OK.	
1210180069	N	3	3	0,75 mm2	PVCH05	Czarny/Black	6,6+0,2-0 mm	OK.	
-	N	3	4	0,75 mm2	PVCH05	Czarny/Black	7,15+0,2-0 mm	OK.	
1210180174	N	3	5	0,75 mm2	PVCH05	Czarny/Black	8,0+0,2-0 mm	OK.	
-	P	3	2	0,75 mm2	PUR - BLEND	Czarny/Black	6,5+/-0,2 mm	OK.	

TABELA 2 KABLE/TABLE 2 CABLES

MOLEX PN	mPm	Code	PRZEW	PRZEKROJ	MATERIAL	KOLOR/COLOUR	SREDNICA Ø	DIN A-B	DIN C
1210180071	P	3	3	0,75 mm2	PUR - BLEND	Czarny/Black	6,5+/-0,2 mm	OK.	
1210180152	P	3	4	0,75 mm2	PUR - BLEND	Czarny/Black	7+/-0,2 mm	OK.	
1210180384	R	3	3	0,75 mm2	TPR HAL. FREE	Czarny/Black	6,5+/-0,2 mm	OK.	
1210180094	T	3	3	0,75 mm2	PUR CSA/UL	Żółty/Yellow	-	-	-
1210180309	Y	3	3	0,75 mm2	SIL/0300	Czerwony/Red	6,5+/-0,2 mm	-	-
1210180081	F	4	3	1 mm2	CNOMO	Szary/Grey RAL7000	-	-	-
-	F	4	4	1 mm2	CNOMO	Szary/Grey RAL7000	7,1+0,2-0 mm	OK.	
1210180042	I	4	2	1 mm2	PVC CEI 2022 II O.R.	Szary/Grey RAL7035	7,1+0,2-0 mm	OK.	
1210180079	I	4	3	1 mm2	PVC CEI 2022 II O.R.	Szary/Grey RAL7035	7,1+0,2-0 mm	OK.	
1210180036	N	4	2	1 mm2	PVCH05	Czarny/Black	6,5+0,2-0 mm	OK.	
1210180082	N	4	3	1 mm2	PVCH05	Czarny/Black	6,9+0,2-0 mm	OK.	
1210180117	R	4	3	1 mm2	TPR HAL. FREE	Czarny/Black	-	-	-
1210180085	N	5	3	1,5 mm2	PVCH05	Czarny/Black	8,3+0,2-0 mm	OK.	
1210180313	I	6	2	0,35 mm2	PVC CEI 2022 II O.R.	Szary/Grey RAL7035	-	-	-
-	A	7	3	20 AWG	PVC CSA/UL 2661	Żółty/Yellow	5,6+/-0,2 mm	OK.	OK.
1210180149	I	9	4	0,75 mm2	PVC CEI 2022 II O.R.	Szary/Grey RAL7035	-	-	-

TABELA 1 TYPY KABLI/TABLE 1 CABLES TYPE

Znakowanie /Code	Rodzaje kabla /Cable types	Właściwości/Features	Przekroje/Stranding
N	PVC	Kabel z dobrą rezystancją w wodzie ale słabą w oleju. /Application general purpose cable which has good resistance to water, but usually poor oil resistance.	0.5 mm2 = 15 x 0.20 0.75 mm2 = 21 x 0.20 1 mm2 = 28 x 0.20
I	PVC	Zatwierdzone przez IEC 332-2A, samogaszący./Approved to IEC 332-2A, flame retardant and self extinguishing. Limited resistant to mineral oils.	0.5 mm2 = 28 x 0.15 0.75 mm2 = 42 x 0.15 1 mm2 = 32 x 0.20
P	PVC	Dobra rezystancja w olejach i chemikaljach./Offer good resistance to oil and chemicals. Can swell when constantly immersed in water.	20 AWG = 32 x 0.15 18 AWG = 52 x 0.15
A	PVC	Zatwierdzony porzez CSA-UL 2661.Dobra rezystancja na wode słaba na olej./ Approved to CSA-UL 2661, application general purpose cable which has good resistance to water, but usually poor oil resistance.	20 AWG = 32 x 0.15 18 AWG = 52 x 0.15
B	PVC	Zatwierdzony przez CSA-UL 20668, bardzo dobra rezystancja w oleju i chemikaljach./ Approved to CSA-UL 20668, very good resistance to oil and chemicals.	20 AWG = 32 x 0.15 18 AWG = 52 x 0.15

DOCUMENT STATUS | P1 | RELEASE DATE | 2022/07/19 09:04:33


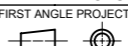

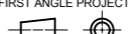
THIS DRAWING CONTAINS INFORMATION THAT IS PROPRIETARY TO MOLEX ELECTRONIC TECHNOLOGIES, LLC AND SHOULD NOT BE USED WITHOUT WRITTEN PERMISSION									
DIMENSION UNITS		SCALE		CURRENT REV DESC: REVISION CREATED FOR REMOVING PRE-RELEASE STAMP					
mm		NTS							
GENERAL TOLERANCES (UNLESS SPECIFIED)									
		MM		INCH					
4 PLACES		±		±					
3 PLACES		±		±					
2 PLACES		±		±					
1 PLACE		±		±					
0 PLACES		±		±					
ANGULAR TOL		± °		± °					
DRAFT WHERE APPLICABLE MUST REMAIN WITHIN DIMENSIONS				FIRST ANGLE PROJECTION		DRAWING		SERIES	
						A3-SIZE		121040	
				MATERIAL NUMBER		CUSTOMER		SHEET NUMBER	
				SEE TABLE		GENERAL MARKET		3 OF 4	

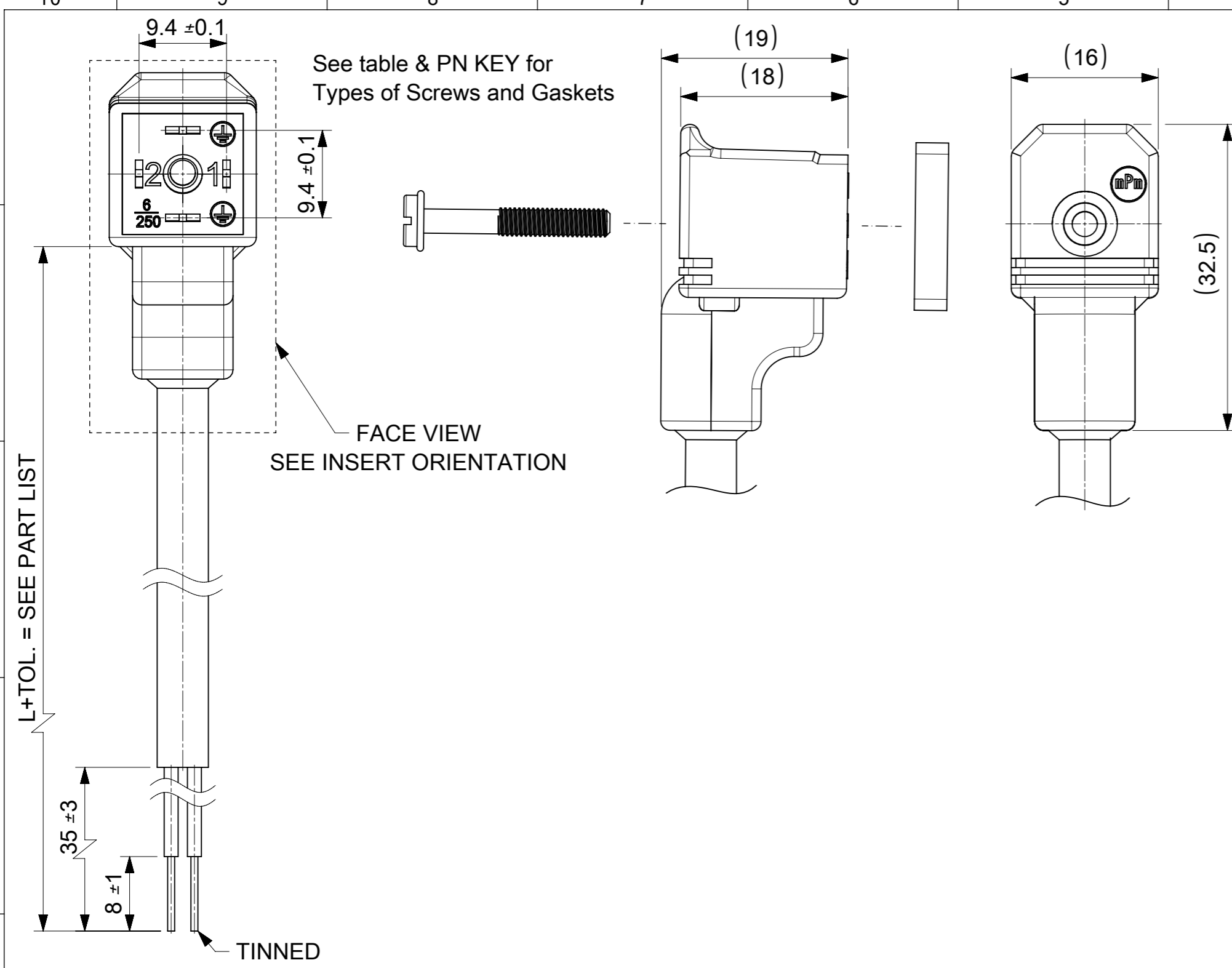
TABELA 3/CHART 3

MX PN	WH PN
1210400400	E331N2N15011
1210400412	E332N2N02012
1210400912	E332N2N02511
1210400414	E332N2N03011
1210400415	E332N2N05011
1210400422	E332N2N10011
1210400423	E332N2N10012
1210400436	E332N2N20011
1210400437	E332N2N20012
1210400438	E332N2N20021
1210400439	E332N2N20061
1210400445	E332N2N30011
1210400446	E332N2N30012
1210400451	E332N2N50011
1210400452	E332N2N50012
1210400453	E332N2N50021
1210400917	E332P2N05021
1210400981	E332P2N06011
1210400784	E332P2N20011
1210401012	E333A2A3002T
1210400672	E333I2N60061
1210400939	E331A2A10011
1210401129	E331N2N03012
1210401080	W332N2N20011

MOLEX PN	WOODHEAD PN
1210400432	E332N2N15011
1210400464	E333N2N06021
1210400717	E333P2N10K22
1210400428	E332N2N10K11

THIS DRAWING CONTAINS INFORMATION THAT IS PROPRIETARY TO MOLEX ELECTRONIC TECHNOLOGIES, LLC AND SHOULD NOT BE USED WITHOUT WRITTEN PERMISSION															
DIMENSION UNITS		SCALE		CURRENT REV DESC: REVISION CREATED FOR REMOVING PRE-RELEASE STAMP											
mm		NTS													
GENERAL TOLERANCES (UNLESS SPECIFIED)				EC NO: 714567 DRWN: SUGEEB 2022/07/18 CHK'D: GGA 2022/07/19 APPR: GGA 2022/07/19 INITIAL REVISION: DRWN: MLEVYTSKYY 2009/01/21 APPR: MWOLSZCZAK 2009/01/21											
4 PLACES ±		±													
3 PLACES ±		±													
2 PLACES ±		±													
1 PLACE ±		±													
0 PLACES ±		±		DOCUMENT NUMBER		DOC TYPE		DOC PART REVISION							
ANGULAR TOL ± °				E33XXXXXXXXXX		PSD		001 B1							
DRAFT WHERE APPLICABLE MUST REMAIN WITHIN DIMENSIONS				FIRST ANGLE PROJECTION		DRAWING		SERIES		MATERIAL NUMBER		CUSTOMER		SHEET NUMBER	
						A3-SIZE		121040		SEE TABLE		GENERAL MARKET		4 OF 4	

DOCUMENT STATUS	P1	RELEASE DATE	2022/07/19	09:04:33
-----------------	----	--------------	------------	----------



WIRING CONFIGURATION		
E331XXXXXXXX	BROWN BLUE	1 2
E332XXXXXXXX	BROWN BLUE GREEN/YELLOW	1 2 ⊕
E333XXXXXXXX	BROWN BLUE BLACK GREEN/YELLOW	1 2 3 ⊕

INSERT ORIENTATION	
2 POLES + 2 EART ON H6/H12	
E33XXXXXXXX1X 1 OR 2	
2 POLES + 1 EART ON H12	
E33XXXXXXXX2X 1 OR 2	
2 POLES + 1 EART ON H6	
E33XXXXXXXX6X 1 OR 2	
3 POLES + 1 EART ON H12	
E333XXXXXXXX2X	
3 POLES + 1 EART ON H6	
E333XXXXXXXX6X	

TYPES OF SCREWS AND GASKETS		
Flat Gasket	Profiled Gasket	Screw M3x20
(2)	(4)	Screw M3x20
(15.8)	(18)	NBR Washer

THIS DRAWING CONTAINS INFORMATION THAT IS PROPRIETARY TO MOLEX ELECTRONIC TECHNOLOGIES, LLC AND SHOULD NOT BE USED WITHOUT WRITTEN PERMISSION

DIMENSION UNITS	SCALE	CURRENT REV DESC: OBSOLETE PART NUMBER		molex	
mm	2:1				
GENERAL TOLERANCES (UNLESS SPECIFIED)		EC NO: 650268		E33XXXXXXXXX DIN FORM MICRO	
ANGULAR TOL ± °		DRWN: SUGEEB		PRODUCT CUSTOMER DRAWING	
4 PLACES ±		CHK'D: GGA		DOCUMENT NUMBER	
3 PLACES ±		APPR: GGA		DOC TYPE	
2 PLACES ±		INITIAL REVISION:		DOC PART	
1 PLACE ±		DRWN: MLEVYTSKY		REVISION	
0 PLACES ±		APPR: MDYSZEWSKA		SD-121040-001	
DRAFT WHERE APPLICABLE MUST REMAIN WITHIN DIMENSIONS		THIRD ANGLE PROJECTION	DRAWING	SERIES	MATERIAL NUMBER
			A3-SIZE	121040	SEE TABLE
					CUSTOMER
					GENERAL MARKET
					SHEET NUMBER
					1 OF 3

PART NO MATRIX :

E 3 3 X X X X X X X X X

E - Packing without bag

Number of wires:
1- 2 Wires
2- 2 Wires + Earth
3- 3 Wires + Earth

Cable type:
See Cable List

Head Colour :
G - Grey
N - Black
T - Transparent
A - CSA-UL Black
B - CSA-UL Grey



Cable Length [cm]:
050 = 50cm
300 = 300cm
10K = 1000cm

Type of Gasket and Screw (see sheet 1) :
1 = NBR Profile Gasket + Fixing Screw (M3x20mm)
2 = NBR Flat Gasket + Fixing Screw (M3x20mm)
3 = Silicone Profile Gasket + Fixing Screw (M3x20mm)
4 = Silicone Flat Gasket + Fixing Screw (M3x20mm)
T = NBR Profile Gasket + Fixing Screw with Washer (M3x20mm)

Earth PIN location (see insert orientation table):
1 = Double Earth on H6 & H12
2 = Earth on H12
6 = Earth on H6

CABLE LIST

MOLEX PN	NO. OF WIRES CODE (SEE PN MATRIX)	CABLE TYPE	NO. OF WIRES	CROSS SECTION	CABLE O.D.	CABLE JACKET	WIRES COLOR
1210180467	1	A2	2	AWG 20	Ø5.4±0.2 mm	PVC BLACK	BN, BU
1210180128	2	A2	3	AWG 20	Ø5.6±0.2 mm	PVC BLACK	BN, BU, GN/YE
1210180394	3	A2	4	AWG 20	Ø6.2±0.25 mm	PVC BLACK	BN, BU, BK, GN/YE
1210180047	1	I2	2	0.5mm ²	Ø5.5+0.3 mm	PVC GREY	BN, BU
1210180284	2	I2	3	0.5mm ²	Ø5.5+0.3 mm	PVC GREY	BN, BU, GN/YE
1210180146	3	I2	4	0.5mm ²	Ø6.5+0.2 mm	PVC GREY	BN, BU, BK, GN/YE
1210180022	1	N2	2	0.5mm ²	Ø5.2±0.2 mm	PVC BLACK	BN, BU
1202092753	2	N2	3	0.5mm ²	Ø5.5±0.2 mm	PVC BLACK	BN, BU, GN/YE
1210180153	3	N2	4	0.5mm ²	Ø5.9±0.3 mm	PVC BLACK	BN, BU, BK, GN/YE
1202092439	2	P2	3	0.5mm ²	Ø5.5+0.3 mm	PUR BLACK	BN, BU, GN/YE
1210180302	3	P2	4	0.5mm ²	Ø6.5±0.2 mm	PUR BLACK	BN, BU, BK, GN/YE
1202094190	1	P3	2	0.75mm ²	Ø6.5±0.2 mm	PUR BLACK	BN, BU
1210180126	2	B2	3	AWG 20	Ø5.6±0.2 mm	PUR BLACK	BN, BU, GN/YE
1210180016	1	IA	2	0.25mm ²	Ø3.5±0.15mm	PVC GREY	BN, BU
1202090957	2	I8	3	0.5mm ²	Ø5.5±0.2 mm	PVC GREY	BN, BU, GN/YE



THIS DRAWING CONTAINS INFORMATION THAT IS PROPRIETARY TO MOLEX ELECTRONIC TECHNOLOGIES, LLC AND SHOULD NOT BE USED WITHOUT WRITTEN PERMISSION									
DIMENSION UNITS	SCALE	CURRENT REV DESC: OBSOLETE PART NUMBER							
mm	2:1	 E33XXXXXXXXX DIN FORM MICRO							
GENERAL TOLERANCES (UNLESS SPECIFIED)									
ANGULAR TOL	± °	EC NO: 650268		2020/10/29		2020/12/18		2020/12/18	
4 PLACES	±	DRWN: SUGEEB		2020/12/18		2020/12/18		2020/12/18	
3 PLACES	±	CHK'D: GGA		2020/12/18		2020/12/18		2020/12/18	
2 PLACES	±	APPR: GGA		2020/12/18		2020/12/18		2020/12/18	
1 PLACE	±	INITIAL REVISION:		2010/02/09		2012/01/11		2012/01/11	
0 PLACES	±	DRWN: MLEVYTSKYY		2010/02/09		2012/01/11		2012/01/11	
DRAFT WHERE APPLICABLE MUST REMAIN WITHIN DIMENSIONS		THIRD ANGLE PROJECTION		DRAWING		SERIES		MATERIAL NUMBER	
				A3-SIZE		121040		SEE TABLE	
		CUSTOMER		GENERAL MARKET		SHEET NUMBER		2 OF 3	

PART LIST :

MOLEX PN	ENGINEERING NO.	LENGTH in MM
1210400400	E331N2N15011	1500
1210400412	E332N2N02012	200
1210400414	E332N2N03011	300
1210400415	E332N2N05011	500
1210400422	E332N2N10011	1000
1210400423	E332N2N10012	1000
1210400428	E332N2N10K11	10000
1210400432	E332N2N15011	1500
1210400436	E332N2N20011	2000
1210400437	E332N2N20012	2000
1210400438	E332N2N20021	2000
1210400439	E332N2N20061	2000
1210400445	E332N2N30011	3000
1210400446	E332N2N30012	3000
1210400451	E332N2N50011	5000
1210400452	E332N2N50012	5000
1210400453	E332N2N50021	5000
1210400457	E332P2N10012	1000
1210400459	E332P2N30012	3000
1210400460	E332P2N50012	5000
1210400464	E333N2N06021	600
1210400470	E333N2N20021	2000
1210400672	E333I2N60061	6000
1210400703	E333N2N10K21	10000
1210400717	E333P2N10K22	10000
1210400784	E332P2N20011	2000
1210400870	E332A2A06011	600
1210400912	E332N2N02511	250
1210400916	E333P2N05021	500
1210400917	E332P2N05021	500
1210400939	E331A2A10011	1000

MOLEX PN	ENGINEERING NO.	LENGTH in MM
1210400981	E332P2N06011	600
1210401012	E333A2A3002T	3000
1210401129	E331N2N03012	300
1210401144	E332P2N50011	5000
1210401209	E333I2N50061	5000
1210401213	E333N2N15K21	15000
1210401228	E333N2N50061	5000
1210401229	E333I2N50021	5000
1210401241	E332A2A10011	1000
1210401244	E332N2N1401T	1400
1210401260	E333N2N10021	1000
1210401298	E332I2N30011	3000
1210401299	E332I2N50011	5000
1210401319	E332I2N10011	1000
1210401320	E332A2A30011	3000
1210401321	E332A2A50011	5000
1210401352	E332N2N1001T	1000
1210401353	E332N2N3001T	3000
1210401354	E332N2N5001T	5000
1210401402	E333N2N10061	1000
1210401414	E332I2N20011	2000
1210401415	E332I2N60011	6000
1210401460	E331P3N5001T	5000
1210503460	E332I2N20012	2000
1210503461	E332I2N50012	5000

OVER	UP TO AND INCLUDING	TOLERANCE
0	1000	±20
1000	3000	±30
3000	5000	±40
5000	10000	±50
10000	15000	±100
15000	20000	±150
20000		±L/100

THIS DRAWING CONTAINS INFORMATION THAT IS PROPRIETARY TO MOLEX ELECTRONIC TECHNOLOGIES, LLC AND SHOULD NOT BE USED WITHOUT WRITTEN PERMISSION									
DIMENSION UNITS		SCALE		CURRENT REV DESC: OBSOLETE PART NUMBER					
mm		2:1		 E33XXXXXXXXX DIN FORM MICRO					
GENERAL TOLERANCES (UNLESS SPECIFIED)									
ANGULAR TOL		± °							
4 PLACES		±							
3 PLACES		±		EC NO: 650268		2020/10/29		2020/12/18	
2 PLACES		±		DRWN: SUGEEB		2020/12/18		2020/12/18	
1 PLACE		±		CHK'D: GGA		2020/12/18		2020/12/18	
0 PLACES		±		APPR: GGA		2020/12/18		2020/12/18	
DRAFT WHERE APPLICABLE MUST REMAIN WITHIN DIMENSIONS				THIRD ANGLE PROJECTION		DRAWING		SERIES	
						A3-SIZE		121040	
				MATERIAL NUMBER		CUSTOMER		SHEET NUMBER	
				SEE TABLE		GENERAL MARKET		3 OF 3	