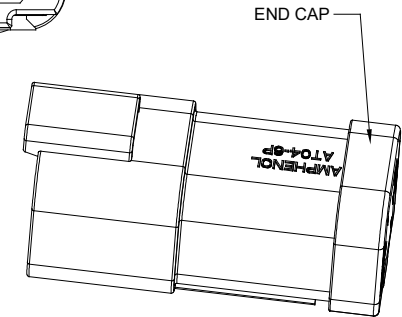
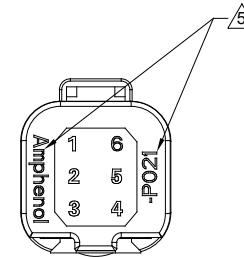
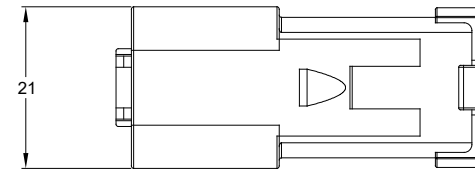
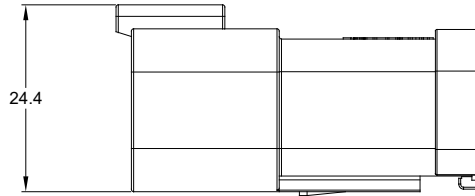
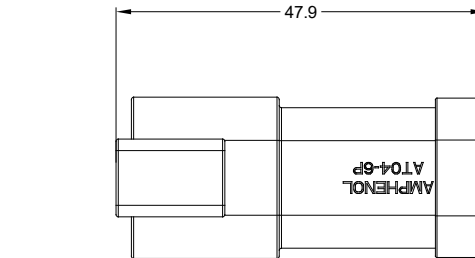
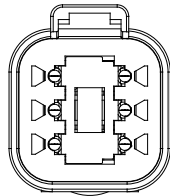


REVISIONS					
REV	ECO	DESCRIPTION	DATE	BY	APPR
A1	-	RELEASE NEW DRAWING	10APR18	ROOKIE	TOMMY
A2	-	REVISED DESCRIPTION	12JUN19	JAH	DH



NOTES: UNLESS OTHERWISE SPECIFIED

- MATERIAL:  
HOUSING: THERMOPLASTIC, GREY  
SEAL: SILICONE RUBBER  
CONTACT: COPPER ALLOY
- MODIFICATIONS: GREY, 6 PIN BUSBAR WITH NICKEL PLATED
- SPECIFICATIONS:  
3.1 CURRENT RATING: 39 AMPS MAXIMUM FOR THE 6 PIN BUSBAR  
3.2 OPERATING TEMPERATURE: -55°C TO +125°C.  
3.3 DIELECTRIC WITHSTANDING VOLTAGE: LESS THAN 2 MILLIAMPS CURRENT LEAKAGE @ 1500 VOLTS AC.  
3.4 INSULATION RESISTANCE: 1000 MEGOHM MIN @ 25°C.  
3.5 MOISTURE RESISTANCE: IP67 ( MATED CONDITION ).  
3.6 MATING CYCLE DURABILITY: 100 CYCLES  
3.7 RoHS COMPLIANT
- MATING PART: AT06-6S\* PLUG  
(\* = AVAILABLE MODIFICATIONS )

△ ORIENTATION OF "Amphenol" AND "-P021" TO BE OPTIONAL

6. ALL DIMENSIONS ARE FOR REFERENCE USE ONLY.

AT04-6P-P021		REF: DT04-6P-P021		
PART NUMBER		DESCRIPTION		
QUANTITY	MATERIALS LIST			ITEM
UNLESS OTHERWISE SPECIFIED: 1) All dimensions are in metric (mm). 2) Tolerances are as follows: 1 PL DEC ±0.30 2 PL DEC ±0.15 3 PL DEC ±0.08 Fractions ±1/64 Angles ±1°		SIGNATURES		DATE
3) Note reference = △		DRAWN: ROOKIE		10APR18
MATERIAL SPECIFICATIONS:		CHECKED: ORION		10APR18
PROCESS SPECIFICATIONS:		APPROVAL: TOMMY		10APR18
NEXT ASSY:		CUSTOMER:		
		THIS DRAWING IS SUPPLIED FOR INFORMATION ONLY. DESIGN FEATURES, SPECIFICATIONS AND PERFORMANCE DATA SHOWN HEREON ARE THE PROPERTY OF THE AMPHENOL CORPORATION. NO RIGHTS OF REPRODUCTION ARE IMPLIED. ALL DIMENSIONS ARE SUBJECT TO NORMAL MANUFACTURING VARIATIONS.		
		<p style="text-align: center;"><b>Amphenol</b></p> <p style="text-align: center;">Sine Systems - www.amphenol-sine.com 44724 Morley Drive Clinton Township, MI 48036</p>		
		HYPERBUSS AT 6WAY RECEPTACLE 6 PIN BUSBAR NICKEL-PLATED, GREY		
		SIZE: <b>B</b>	TYPE: <b>C-</b>	DWG NO: <b>AT04-6P-P021</b>
		SCALE: <b>NONE</b>	REVISION <b>A2</b>	
		SHEET <b>1</b> OF <b>1</b>		

TITLE: HYPERBUSS AT 6WAY RECP 6 PIN BUSBAR NICKEL PLATED GREY  
DWG NO: AT04-6P-P021  
REV: A2  
SH: 1  
OF: 1