



Input

Phases	1
Nominal input voltage $U_{i\text{ nom}}$	1 x AC 100 ... 240 V
Input voltage range	1 x AC 85 ... 264 V; DC 120 ... 300 V
Input voltage derating	-1.8 %/V (< 105 VAC)
Nominal mains frequency range	44 ... 66 Hz; 0 Hz
Input current I_i	≤ 2.23 A (230 VAC); ≤ 5.56 A (100 VAC)
Inrush current	≤ 30 A
Power factor correction (PFC)	Active
Mains failure hold-up time	≥ 20 ms (230 VAC); ≥ 8 ms (100 VAC)

Output

Nominal output voltage $U_{o\text{ nom}}$	DC 24 V (SELV)
Output voltage range	DC 23 ... 28.5 V (adjustable)
Nominal output current $I_{o\text{ nom}}$	20 A (24 VDC)
Nominal output power	480 W
Residual ripple	≤ 70 mV (peak-to-peak)
Current limitation	$1.1 \times I_{o\text{ nom}}$ (typ.)
Overload behavior	Constant current

Signaling and Communication

Signaling	1 x LED DC OK (green)
Operation status indicator	Green LED (U_o)

Efficiency/power losses

Power loss P_l	≤ 7.2 W; ≤ 42.4 W (230 VAC; nominal load)
Power loss (max.) $P_{l\text{ (max.)}}$	68.3 W (100 VAC / 24 VDC; 20 A)
Efficiency (typ.)	92 %

Circuit protection

Internal fuse	T 10 A / 250 VAC
Backup fusing (required)	An external DC fuse is required for the DC input voltage.

Subject to changes. Please also observe the further product documentation!

Backup fusing (recommended)

Circuit breaker: 10 A, 16 A; Tripping characteristic: B or C

Safety and protection

Isolation voltage (sec.-PE)	DC 0.7 kV
Protection class	I
Protection type	IP20; per EN 60529
Overvoltage category	II
Pollution degree	2
Transient suppression (primary)	Varistor
Overvoltage protection; secondary	Internal protective circuit ≤ 40 VDC (in the event of a fault)
Short-circuit-protected	Yes
Open-circuit-proof	Yes
Parallel operation	Yes
Series operation	Yes
MTBF	> 500,000 h (per IEC 61709)

Connection data

Connection type 1	Input/Signaling
Connection technology	CAGE CLAMP®
WAGO connector	WAGO 721 Series
Solid conductor	0.08 ... 2.5 mm ² / 28 ... 12 AWG
Fine-stranded conductor	0.08 ... 2.5 mm ² / 28 ... 12 AWG
Strip length	8 ... 9 mm / 0.31 ... 0.35 inches
Connection type 2	Output
Connection technology 2	Push-in CAGE CLAMP®
WAGO connector 2	WAGO 831 Series
Solid conductor 2	0.5 ... 10 mm ² / 20 ... 8 AWG
Fine-stranded conductor 2	0.5 ... 10 mm ² / 20 ... 8 AWG
Strip length 2	13 ... 15 mm / 0.51 ... 0.59 inches

Physical data

Width	95 mm / 3.74 inches
Height	127 mm / 5 inches
Depth from upper-edge of DIN-rail	170 mm / 6.693 inches

Subject to changes. Please also observe the further product documentation!



Mechanical Data

Mounting type	DIN-35 rail
---------------	-------------

Material Data

Weight	1600 g
--------	--------

Environmental requirements

Ambient temperature (operation)	-25 ... +70 °C (Device starts at -40 °C (type-tested))
Ambient temperature (storage)	-25 ... +85 °C
Relative humidity	5 ... 96 % (no condensation permissible)
Derating	-5 %/K (> 60 °C, 196... 264 VAC); -2.5 %/K (> 50 °C, 85 ... 195 VAC)

Standards and specifications

Conformity marking	CE
Standards/specifications	EN 61010-1 EN 61010-2-201 EN 61204-3 UL 60950-1 UL 508 DNV SEMI F47

Commercial data

Product Group	6 (INTERFACE ELECTRONIC)
eCl@ss 10.0	27-04-07-01
eCl@ss 9.0	27-04-07-01
ETIM 8.0	EC002540
ETIM 7.0	EC002540
PU (SPU)	1 pcs
Packaging type	box
Country of origin	DE
GTIN	4055143060530
Customs tariff number	85044083900




Environmental Product Compliance

RoHS Compliance Status	Compliant, No Exemption
------------------------	-------------------------


Subject to changes. Please also observe the further product documentation!

Approvals / Certificates

General approvals

Logo	Approval	Additional Approval Text	Certificate name
	EAC Brjansker Zertifizierungsstelle	TP TC 004/2011, TP TC 020/2011	EAC RU C-DE.AM02.B.00089_19
	UL Underwriters Laboratories Inc.	UL 508	E255817
	UL Underwriters Laboratories Inc.	UL 60950-1	E255815

Approvals for marine applications

Logo	Approval	Additional Approval Text	Certificate name
	DNV DNV Germany GmbH	DNVGL-CG-339, Dec. 2019	TAA00002YC

Optional accessories

Mounting adapter

DIN-rail adapter



Item no.: 787-897/000-010
Carrier rail adapter made of zinc die-cast; horizontal mounting of 787-16xx (TS35)

www.wago.com/787-897/000-010

Tool

Operating tool



Item no.: 210-721
Operating tool; Blade: 5.5 x 0.8 mm; with a partially insulated shaft; multicoloured

www.wago.com/210-721



Item no.: 210-769
SCREWDRIVER; green

www.wago.com/210-769

Subject to changes. Please also observe the further product documentation!



Item no.: 210-720

Operating tool; Blade: 3.5 x 0.5 mm; with a partially insulated shaft; multicoloured

www.wago.com/210-720

Marking accessories

Marking strip



Item no.: 2009-110

Marking strips; for Smart Printer; on reel; not stretchable; plain; snap-on type; white

www.wago.com/2009-110



Item no.: 210-831

Marking strips; on reel; 2.3 mm wide; plain; Self-adhesive; white

www.wago.com/210-831



Item no.: 210-832

Marking strips; on reel; 3 mm wide; plain; Self-adhesive; white

www.wago.com/210-832

Marker



Item no.: 2009-145

Mini-WSB Inline; for Smart Printer; 1700 pieces on roll; stretchable 5 - 5.2 mm; plain; snap-on type; white

www.wago.com/2009-145



Item no.: 2009-115

WMB-Inline; for Smart Printer; 1500 pieces on roll; stretchable 5 - 5.2 mm; plain; snap-on type; white

www.wago.com/2009-115



Item no.: 248-501

Mini-WSB marking card; as card; not stretchable; plain; snap-on type; white

www.wago.com/248-501



Item no.: 793-501

WMB marking card; as card; not stretchable; plain; snap-on type; white

www.wago.com/793-501



Item no.: 793-5501

WMB marking card; as card; for terminal block width 5 - 17.5 mm; stretchable 5 - 5.2 mm; plain; snap-on type; white

www.wago.com/793-5501

Downloads

Documentation

Bid Text

787-1634 X81 - Datei	2019 Jul 4	xml 7.4 kB	Download
787-1634 docx - Datei	2019 Jun 4	docx 21.5 kB	Download

Instruction Leaflet

Subject to changes. Please also observe the further product documentation!

WAGO GmbH & Co. KG
Hansastr. 27
32423 Minden
Phone: +49571 887-0 | Fax: +49571 887-169
Email: info.de@wago.com | Web: www.wago.com

Do you have any questions about our products?
We are always happy to take your call at +49 (571) 887-44222.



Primär getaktete Stromversorgungen CLASSIC
DC 24 V, 20 A

pdf
257.3 kB
Download

Additional Information

Disposal and Recycling
Electrical and electronic equipment, Batteries, Packaging

V 1.1.0
2022 Aug 18

pdf
2.2 MB
Download

Engineering-Software

Configuration and Commissioning Software

WAGO Line Length Calculation

1.3.5
2019 Dec 9

exe
337.4 kB
Download

Die WAGO Leitungslaengenrechnung hilft bei der Planung der sekundärseitigen Absicherung von Leitungen an WAGO Stromversorgungen Pro (787-8xx) und Classic (787-16xx). Nach Auswahl eines Netzgerätes kann der gewünschte Leitungsquerschnitt und der zugehörige Leitungsschutzschalter ausgewählt werden. Das Software-Werkzeug berechnet dann die maximale Leitungslänge, bei der die Absicherung unter Berücksichtigung der Leitungs- und Übergangswiderstände ordnungsgemäß funktioniert. Die Auswahl einer Grundlast kann vom Anwender vorgenommen werden.

CAD/CAE-Data

CAD data

2D/3D Models 787-1634

URL
Download

CAE data

ZUKEN Portal 787-1634

URL
Download

EPLAN Data Portal 787-1634

URL
Download

WSCAD Universe 787-1634

URL
Download

Environmental Product Compliance

Compliance Search

Environmental Product Compliance 787-1634

URL
Download

Switched-mode power supply; Classic; 1-phase; 24 VDC output voltage; 20 A output current; TopBoost; DC OK contact

Subject to changes. Please also observe the further product documentation!



Installation Notes

Product family

Classic

EPSITRON® CLASSIC POWER: The Robust Power Supply – with Integrated TopBoost (Optional)

[Show all products from the family](#)

Subject to changes. Please also observe the further product documentation!