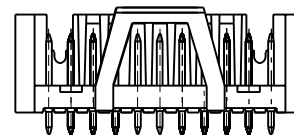


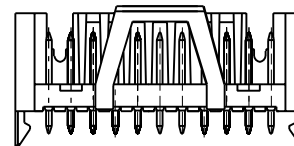
PART NO. SEE CHART  
 DWG. NO. SDA-90784

| CCT SIZE | ENG. NUMBER WITH SNAP IN PEGS | DIM A            | DIM B<br>±( 0.25 )<br>± .010 | DIM E<br>( ±0.25 )<br>± .010 |
|----------|-------------------------------|------------------|------------------------------|------------------------------|
| 7        | 90784-1007                    | (15.0)<br>.591   | (20.2)<br>.795               | (22.5)<br>.886               |
| 8        | 90784-1008                    | (17.5)<br>.689   | (22.7)<br>.894               | (25.0)<br>.984               |
| 9        | 90784-1009                    | (20.0)<br>.787   | (25.2)<br>.992               | (27.5)<br>1.083              |
| 10       | 90784-1010                    | (22.5)<br>.886   | (27.7)<br>1.09               | (30.0)<br>1.181              |
| 11       | 90784-1011                    | (25.0)<br>.984   | (30.2)<br>1.189              | (32.5)<br>1.280              |
| 12       | 90784-1012                    | (27.5)<br>1.083  | (32.7)<br>1.287              | (35.0)<br>1.380              |
| 13       | 90784-1013                    | (30.0)<br>1.181  | (35.2)<br>1.386              | (37.5)<br>1.476              |
| 14       | 90784-1014                    | (32.5)<br>1.280  | (37.7)<br>1.484              | (40.0)<br>1.575              |
| 15       | 90784-1015                    | (35.00)<br>1.378 | (40.2)<br>1.583              | (42.5)<br>1.673              |
| 16       | 90784-1016                    | (37.5)<br>1.476  | (42.7)<br>1.681              | (45.0)<br>1.772              |
| 17       | 90784-1017                    | (40.0)<br>1.575  | (45.2)<br>1.779              | (47.5)<br>1.870              |
| 18       | 90784-1018                    | (42.5)<br>1.673  | (47.7)<br>1.878              | (50.0)<br>1.969              |
| 19       | 90784-1019                    | (45.0)<br>1.772  | (50.2)<br>1.976              | (52.5)<br>2.067              |
| 20       | 90784-1020                    | (47.5)<br>1.870  | (52.7)<br>2.075              | (55.0)<br>2.165              |

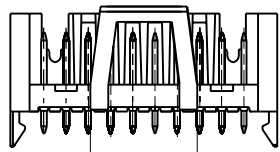
| CCT SIZE | ENG. NUMBER WITHOUT SNAP IN PEGS | DIM A           | DIM B<br>±( 0.25 )<br>± .010 | DIM E<br>( ±0.25 )<br>± .010 |
|----------|----------------------------------|-----------------|------------------------------|------------------------------|
| 11       | 90784-3011                       | (25.0)<br>.984  | (30.2)<br>1.189              | (32.5)<br>1.280              |
| 18       | 90784-3018                       | (42.5)<br>1.673 | (47.7)<br>1.878              | (50.0)<br>1.969              |
| 19       | 90784-3019                       | (45.0)<br>1.772 | (50.2)<br>1.976              | (52.5)<br>2.067              |



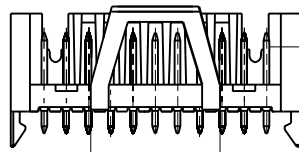
OPTION 90784-3\*\*\*  
WITHOUT SNAP-IN PEGS



OPTION 90784-1\*\*\*  
WITH SNAP-IN PEGS



(12.0 ± 0.20) REF.  
 .472 ± .008 REF.  
 CIRCUIT SIZES 8, 10, 12, 14, 16, 18, 20



(14.5 ± 0.20) REF.  
 .571 ± .008 REF.  
 CIRCUIT SIZES 7, 9, 11, 13, 15, 17, 19

FOR PREVIOUS DRAWING ISSUES SEE MRI.

SEE SHEET 1

**REVISIONS**

| NO. | DESCRIPTION         | DATE |
|-----|---------------------|------|
| 3   | PLACE ± .006        |      |
| 2   | PLACE ± .008 ± 0.15 |      |
| 1   | PLACE ± 0.20        |      |

DRAFT WHERE APPLICABLE MUST REMAIN WITHIN DIMENSIONS

DESIGN DIMENSION  (MM) (PRIMARY)  IN.

EQUIVALENT DIMENSION  (MM) (SECONDARY)  IN.

DRWG BY: PC

CHK'D BY:

APP'D BY:

SCALE: 4:1

REVISE ONLY ON CAD SYSTEM

CAD/CAM FILENAME: S90784X2 DGN

THIS DRAWING CONTAINS INFORMATION THAT IS PROPRIETARY TO MOLEX INC. & SHOULD NOT BE USED WITHOUT WRITTEN PERMISSION

TITLE: 2.5 mm PITCH P.C.B. HEADER BOARD TO BOARD (WITH SLOTS)

MOLEX EUROPE

SHEET NO. 20F DATE 93/02/09

PART NO. SEE CHART DWG. NO. SDA-90784 SIZE B