

# HDP24-24-21SE-L017 ✓ ACTIVE

DEUTSCH | DEUTSCH HD, DEUTSCH HDP

TE Internal #: HDP24-24-21SE-L017

Housing for Female Terminals, Wire-to-Wire, 21 Position, Sealable, Black, Wire & Cable, Power & Signal, Panel Mount, Hybrid

[View on TE.com >](#)



Connectors > Automotive Connectors > Automotive Housings > DEUTSCH HDP20 Housings



Connector & Housing Type: **Housing for Female Terminals**

Mating Pin Diameter: 1.59 mm, 2.39 mm [ .063 in, .094 in ]

Connector System: **Wire-to-Wire**

Number of Positions: 21

Sealable: **Yes**

[All DEUTSCH HDP20 Housings \(324\)](#)

## Features

### Product Type Features

Connector Shape	Circular
Connector & Housing Type	Housing for Female Terminals
Connector System	Wire-to-Wire
Sealable	Yes
Hybrid Connector	Yes
Primary Locking Feature	Contact Retainer
Connector & Contact Terminates To	Wire & Cable

### Configuration Features

Blank Cavity Position	0
Connector Modification	Ring Adapter
Connector Seal Code	E Seal
Number of Positions	21

### Electrical Characteristics

Operating Voltage	250 VAC
Nominal Voltage Architecture	12 V, 24 V, 48 V

### Body Features

--	--



Cable Exit Angle	180°
------------------	------

Primary Product Color	Black
-----------------------	-------

### Contact Features

Contact Size	Size 12, Size 16
--------------	------------------

Contact Type	Socket
--------------	--------

Mating Pin Diameter	1.59 mm, 2.39 mm [.063 in][.094 in]
---------------------	-------------------------------------

Contact Current Rating (Max)	13 A, 25 A
------------------------------	------------

### Mechanical Attachment

Terminal Position Assurance	No
-----------------------------	----

Strain Relief	Add By Accessory
---------------	------------------

Mating Alignment Type	Guide Post
-----------------------	------------

Mating Alignment	With
------------------	------

Connector Mounting Type	Panel Mount
-------------------------	-------------

### Housing Features

Housing Material	PA GF
------------------	-------

### Dimensions

Connector Height	47.63 mm [1.875 in]
------------------	---------------------

Product Width	50.8 mm [2 in]
---------------	----------------

Product Length	45.77 mm [1.802 in]
----------------	---------------------

Accepts Insulation Diameter Range	1.35 – 3.05 mm, 2.46 – 4.01 mm [.053 – .12 in] [.097 – .158 in]
-----------------------------------	---

### Usage Conditions

Operating Temperature (Max)	125 °C [257 °F]
-----------------------------	-----------------

Operating Temperature Range	-55 – 125 °C [-67 – 257 °F]
-----------------------------	-----------------------------

### Operation/Application

Circuit Application	Power & Signal
---------------------	----------------

### Industry Standards

Degree of Protection	IP67
----------------------	------

UL Flammability Rating	20mm Flame Test per Standard UL-94
------------------------	------------------------------------

### Packaging Features

Packaging Quantity	160
--------------------	-----

Packaging Method	Box
------------------	-----



Other

Serviceable	Yes
Connector Position Assurance Capable	No

Product Compliance

[For compliance documentation, visit the product page on TE.com>](#)

EU RoHS Directive 2011/65/EU	Compliant
EU ELV Directive 2000/53/EC	Compliant
China RoHS 2 Directive MIIT Order No 32, 2016	No Restricted Materials Above Threshold
EU REACH Regulation (EC) No. 1907/2006	Current ECHA Candidate List: JAN 2023 (233) Candidate List Declared Against: JAN 2023 (233) Does not contain REACH SVHC
Halogen Content	Not Low Halogen - contains Br or Cl > 900 ppm.
Solder Process Capability	Not reviewed for solder process capability

Product Compliance Disclaimer

This information is provided based on reasonable inquiry of our suppliers and represents our current actual knowledge based on the information they provided. This information is subject to change. The part numbers that TE has identified as EU RoHS compliant have a maximum concentration of 0.1% by weight in homogenous materials for lead, hexavalent chromium, mercury, PBB, PBDE, DBP, BBP, DEHP, DIBP, and 0.01% for cadmium, or qualify for an exemption to these limits as defined in the Annexes of Directive 2011/65/EU (RoHS2). Finished electrical and electronic equipment products will be CE marked as required by Directive 2011/65/EU. Components may not be CE marked. Additionally, the part numbers that TE has identified as EU ELV compliant have a maximum concentration of 0.1% by weight in homogenous materials for lead, hexavalent chromium, and mercury, and 0.01% for cadmium, or qualify for an exemption to these limits as defined in the Annexes of Directive 2000/53/EC (ELV). Regarding the REACH Regulation, the information TE provides on SVHC in articles for this part number is based on the latest European Chemicals Agency (ECHA) 'Guidance on requirements for substances in articles' posted at this URL: <https://echa.europa.eu/guidance-documents/guidance-on-reach>

Compatible Parts



TE Part # CAT-D48-SP729  
DEUTSCH Sealing Plugs



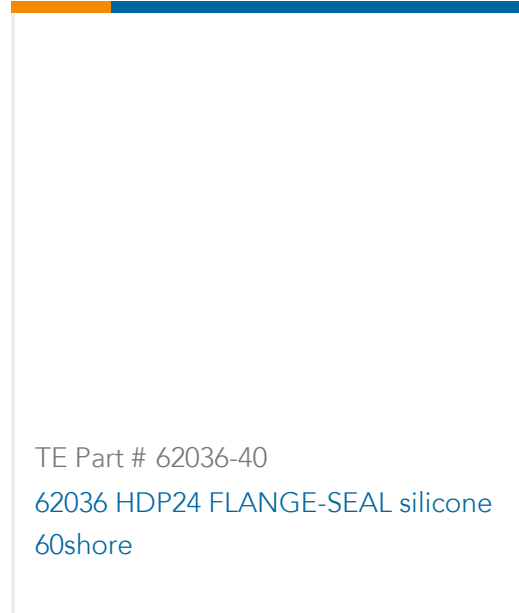
TE Part # CAT-H396-RC8382  
Receptacle Protective Caps —  
DEUTSCH HDP20




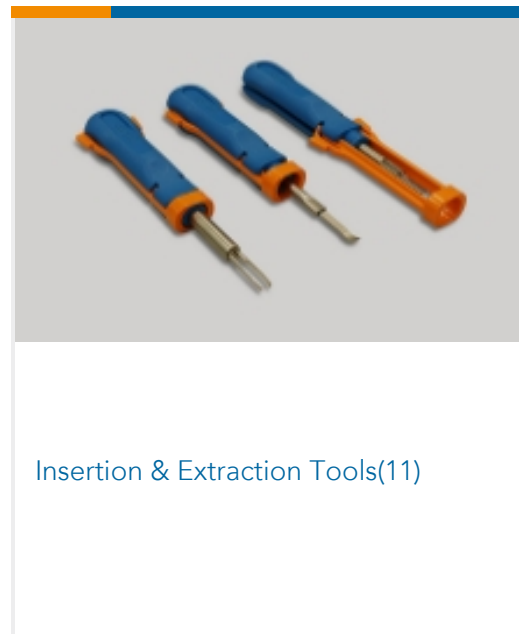
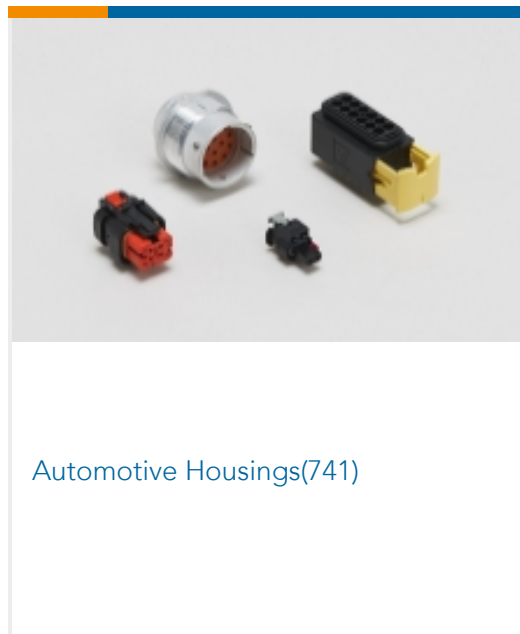
TE Part # CAT-H396-B128  
DEUTSCH HDP20 Backshells



TE Part # 0411-337-1205  
EXT TOOL, SIZE 12, 12-14 AWG, E,  
ORG




Also in the Series | **DEUTSCH HD**



Also in the Series | **DEUTSCH HDP**



Automotive Connector Caps & Covers (12)



Automotive Housings(331)



Automotive Seals & Cavity Plugs(1)



Insertion & Extraction Tools(11)



Other Automotive Connector Accessories(5)

## Customers Also Bought



TE Part #HDP24-18-14SE-L017  
DEUTSCH HDP20 Housings



TE Part #776539-2  
AS 16, 12P CAP ASSY, RD, KEY 2



TE Part #2292865-2  
AMPSEAL 16 Connectors Backshell



TE Part #734853-1  
SPRING, TORSION ASS

## Documents

### Product Drawings

REC, 21P, BLK, E, RNG, 12/16, S

English

### CAD Files

3D PDF

3D

Customer View Model

[ENG\\_CVM\\_CVM\\_HDP24-24-21SE-L017\\_A.2d\\_dxf.zip](#)

English

Customer View Model

[ENG\\_CVM\\_CVM\\_HDP24-24-21SE-L017\\_A.3d\\_igs.zip](#)

English

Customer View Model

[ENG\\_CVM\\_CVM\\_HDP24-24-21SE-L017\\_A.3d\\_stp.zip](#)

English

By downloading the CAD file I accept and agree to the [Terms and Conditions](#) of use.



---

**Datasheets & Catalog Pages**

[CONNECTOR SELECTOR](#)

English

---

**Product Specifications**

[Application Specification](#)

English

---

**Agency Approvals**

[UL Report](#)

English