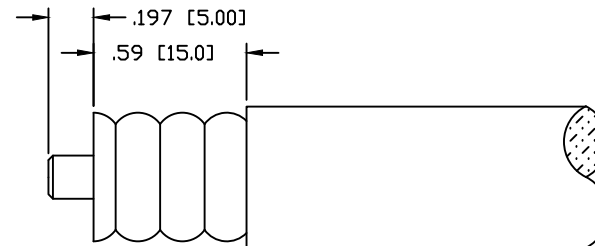
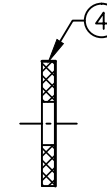
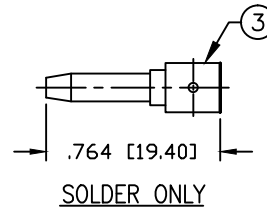
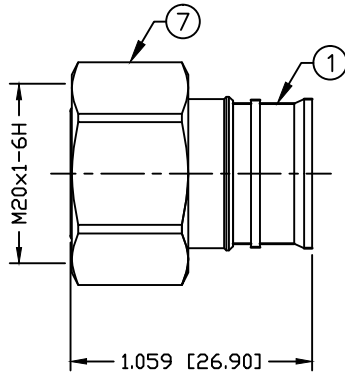


PART NO.

RFD-43MDS-H1

REV	DESCRIPTION	DWN	DATE	APPROVED
B	UPDATED TRIM TOOL P/N	CZS	07/19/19	JDMc

RECOMMENDED STRIPING DIMENSIONSUSE OF CABLE TRIM TOOL IS RECOMMENDEDUSE COMPATIBLE TRIM TOOL SUCH AS TRIM-SET-C12-C02SPECIFICATIONS:

INTERFACE: IEC61169-54

IMPEDANCE: 50 Ohms

FREQUENCY RANGE: 0-6 GHz

VSWR: <1.15:1 THRU 3 GHz

PIM: ≤ -160 dBc

INSULATION RESISTANCE: 5000MΩ

TEMPERATURE RANGE: -30°C TO 125°C

MECHANICAL DURABILITY: 500 CYCLES

FOR LCF12-50JFN, LDF4-50A, ICA12-50JPL, PD353784 & SPF CABLE

#	DESCRIPTION	QTY	MATERIAL	FINISH
7	SHELL	1	BRASS	WHITE BRONZE
6	RETAINING RING	1	BRASS	WHITE BRONZE
5	GASKET	1	RUBBER	----
4	SPACER	1	PTFE	----
3	PIN	1	BRASS	SILVER
2	INSULATOR	1	PTFE	----
1	BODY	1	BRASS	WHITE BRONZE

CUSTOMER
OUTLINE DRAWINGALL DIMENSIONS
ARE REFERENCE ONLYUNLESS OTHERWISE SPECIFIED:
DIMENSIONS ARE IN INCHES
AND [MILLIMETERS]DRAWN
C. ZUNIGA 07/19/19
CHECKEDORJ DRAWN
C. ZUNIGA 06/01/17**RoHS
COMPLIANT**PROPRIETARY AND CONFIDENTIAL
THIS DRAWING CONTAINS
INFORMATION PROPRIETARY TO
RF INDUSTRIES. ANY
UNAUTHORIZED USE OF THIS
DRAWING IS EXPRESSLY
PROHIBITED WITHOUT WRITTEN
PERMISSION FROM RF
INDUSTRIES. ANY VIOLATION IS
PUNISHABLE UNDER U.S.
COPYRIGHT LAWS.**RFconnectors**
DIVISION OF RF INDUSTRIES, LTD.7610 MIRAMAR RD.
SAN DIEGO, CA 92126
(858) 549-6340
(858) 549-6345 FAX**4.3/10 MALE, SOLDER**

FOR 1/2" FLEXIBLE CORRUGATED CABLE

SIZE	CABLE GROUP	DWG NO.	REVISION
A	H1	RFD-43MDS-H1	B
SCALE: NTS	ENGINEERING ID: 000000	SHEET 1 OF 1	