

NO: REL-149
DATE: November 2014

PRODUCT: G8P Series PCB Power Relay
TYPE: **Discontinuation** Notice

G8P PCB Power Relays to be DISCONTINUED
April 30, 2015

Due to a diminishing global demand for the **G8P** series PCB Power Relay, OMRON will discontinue **ALL** G8P models at the end of April 2015. Although there is no direct replacement for this series, Omron recommends consideration of the **G2RL-1-E**, **G4A-1A-(P)E** or **G2R-1(A)-E DC110** PCB Power Relays for **new** designs. Therefore, please carefully read through and note the differences. The following details will fully explain the discontinuation and replacement considerations; should you have any additional questions, however, please communicate with Relay Product Manager.

Product Discontinuation

PCB Power Relays



Model G8P-1C Series
Model G8P-1A Series
Model G8P Series DC110



Suggested Replacement

PCB Power Relays

Model G2RL-1-E
Model G4A-1A-(P)E
Model G2R-1(A)-E DC110

NOTE: Nomenclature for the G8P and G4A series may or may not include "BY OMI", "BY OMZ" or "BY OMZ/C", at the end of the part numbers, within the Omron Computer System.
Nomenclature for the G2RL series may or may not include "BY OMB" at the end of the part numbers, within the Omron Computer System.
Nomenclature for the G2R series may or may not include "BY OMI" at the end of the part numbers, within the Omron Computer System.
These are factory designations and have no bearing on the specifications.

LAST Order date (Last Time Buy Date)

April 30, 2015

Last Factory Shipment date

September 30, 2015

Final shipment of the G8P, from our factory, will occur by September 30, 2015, **if ordered by the 'last time buy' date.**

Caution on recommended replacement:

There are some differences (Dimensions, Wire connection, Mounting Dimensions,).
Therefore, please re-evaluate adequacy with applications.

G2RL, G4A and G2RL - - Difference from discontinued product:

Recommended replacement Model	Body Color	Dimen -sions	Wire connection	Mounting Dimensions	Charact -eristics	Operation ratings	Operation methods
Model G2RL-1-E	**	--	--	--	*	*	**
Model G4A-1A-(P)E	**	--	--	--	*	*	**
Model G2R-1(A)-E	--	--	--	--	*	*	**

** : Compatible
* : The change is a little/Almost compatible
-- : Not compatible
- : No corresponding specification

*** Sales teams should communicate this discontinuation with their OEM's and CEM's.
For further technical support and any questions, please communicate with Product Marketing.**

Discontinued product and recommended replacement:





NOTE: Nomenclature for the G8P, G2RL, G4A and G2R series may or may not include “BY OMI”, “BY OMZ”, “BY OMZ/C” or “BY OMB” at the end of the part numbers, within the Omron Computer System.

Discontinued product	Suggested replacement
G8P-1CTP DC24 BY OMZ/C	G2RL-1-E DC24 BY OMB
G8P-1CTP DC24 BY OMZ	G2RL-1-E DC24 BY OMB
G8P-1CTP DC12 BY OMZ	G2RL-1-E DC12 BY OMB
G8P-1CP DC48 BY OMZ	G2RL-1-E DC48 BY OMB
G8P-1CP DC24 BY OMZ/C	G2RL-1-E DC24 BY OMB
G8P-1CP DC24 BY OMZ	G2RL-1-E DC24 BY OMB
G8P-1CP DC12 BY OMZ/C	G2RL-1-E DC12 BY OMB
G8P-1CP DC12 BY OMZ	G2RL-1-E DC12 BY OMB
G8P-1C4TP DC9 BY OMZ	G2RL-1-E DC9 BY OMB
G8P-1C4TP DC5 BY OMZ/C	G2RL-1-E DC5 BY OMB
G8P-1C4TP DC5 BY OMZ	G2RL-1-E DC5 BY OMB
G8P-1C4TP DC48 BY OMZ	G2RL-1-E DC48 BY OMB
G8P-1C4TP DC24 BY OMZ/C	G2RL-1-E DC24 BY OMB
G8P-1C4TP DC24 BY OMZ	G2RL-1-E DC24 BY OMB
G8P-1C4TP DC22 BY OMZ	G2RL-1-E DC22 BY OMB
G8P-1C4TP DC12 BY OMZ/C	G2RL-1-E DC12 BY OMB
G8P-1C4TP DC12 BY OMZ	G2RL-1-E DC12 BY OMB
G8P-1C4P DC9 BY OMZ/C	G2RL-1-E DC9 BY OMB
G8P-1C4P DC9 BY OMZ	G2RL-1-E DC9 BY OMB
G8P-1C4P DC5 BY OMZ/C	G2RL-1-E DC5 BY OMB
G8P-1C4P DC5 BY OMZ	G2RL-1-E DC5 BY OMB
G8P-1C4P DC48 BY OMZ/C	G2RL-1-E DC48 BY OMB
G8P-1C4P DC48 BY OMZ	G2RL-1-E DC48 BY OMB
G8P-1C4P DC24 BY OMZ/C	G2RL-1-E DC24 BY OMB
G8P-1C4P DC24 BY OMZ	G2RL-1-E DC24 BY OMB
G8P-1C4P DC24 BY OMI	G2RL-1-E DC24 BY OMB
G8P-1C4P DC22 BY OMZ	G2RL-1-E DC22 BY OMB
G8P-1C4P DC12 BY OMZ/C	G2RL-1-E DC12 BY OMB
G8P-1C4P DC12 BY OMZ	G2RL-1-E DC12 BY OMB
G8P-1C4P DC12 BY OMI	G2RL-1-E DC12 BY OMB
G8P-1C4P DC110 BY OMZ/C	G2R-1-E DC110 BY OMI
G8P-1C4P DC110 BY OMZ	G2R-1-E DC110 BY OMI
G8P-1C2T-F DC5 BY OMZ/C	G2RL-1-E DC5 BY OMB
G8P-1C2T-F DC5 BY OMZ	G2RL-1-E DC5 BY OMB
G8P-1C2T-F DC48 BY OMZ	G2RL-1-E DC48 BY OMB
G8P-1C2T-F DC24 BY OMZ/C	G2RL-1-E DC24 BY OMB
G8P-1C2T-F DC24 BY OMZ	G2RL-1-E DC24 BY OMB
G8P-1C2T-F DC12 BY OMZ/C	G2RL-1-E DC12 BY OMB
G8P-1C2T-F DC12 BY OMZ	G2RL-1-E DC12 BY OMB
G8P-1C2P DC24 BY OMZ/C	G2RL-1-E DC24 BY OMB
G8P-1C2P DC24 BY OMZ	G2RL-1-E DC24 BY OMB
G8P-1C2P DC12 BY OMZ	G2RL-1-E DC12 BY OMB
G8P-1ATP DC5 BY OMZ	G4A-1A-E DC5 BY OMZ

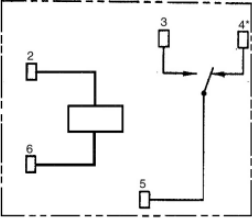
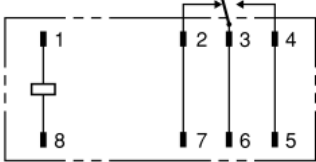
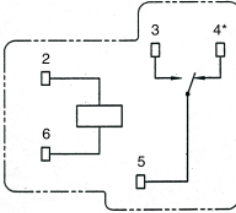
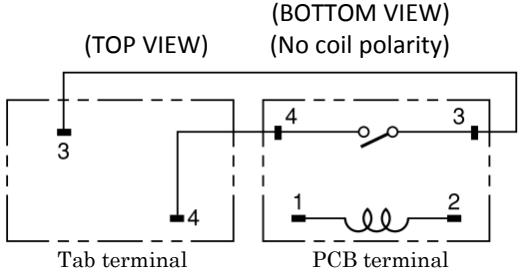
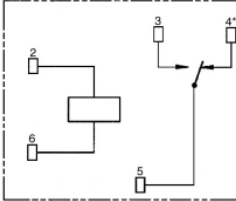
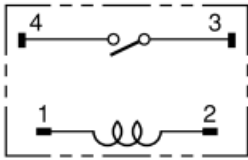
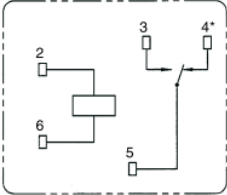
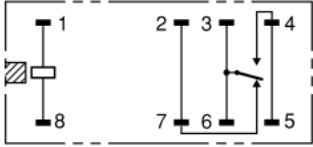
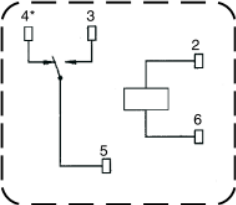
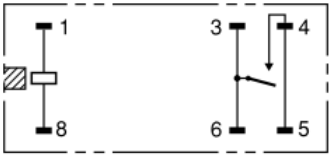
Discontinued product	Suggested replacement
G8P-1ATP DC24 BY OMZ	G4A-1A-E DC24 BY OMZ
G8P-1ATP DC12 BY OMZ/C	G4A-1A-E DC12 BY OMZ/C
G8P-1ATP DC12 BY OMZ	G4A-1A-E DC12 BY OMZ
G8P-1ATP DC110 BY OMZ	G2R-1A-E DC110 BY OMI
G8P-1AP DC9 BY OMZ	G4A-1A-PE DC9 BY OMZ
G8P-1AP DC5 BY OMZ/C	G4A-1A-PE DC5 BY OMZ/C
G8P-1AP DC5 BY OMZ	G4A-1A-PE DC5 BY OMZ
G8P-1AP DC24 BY OMZ/C	G4A-1A-PE DC24 BY OMZ/C
G8P-1AP DC24 BY OMZ	G4A-1A-PE DC24 BY OMZ
G8P-1AP DC12 BY OMZ/C	G4A-1A-PE DC12 BY OMZ/C
G8P-1AP DC12 BY OMZ	G4A-1A-PE DC12 BY OMZ
G8P-1AP DC110 BY OMZ	G2R-1A-E DC110 BY OMI
G8P-1A4TP DC9 BY OMZ	G4A-1A-E DC9 BY OMZ
G8P-1A4TP DC5 BY OMZ/C	G4A-1A-E DC5 BY OMZ/C
G8P-1A4TP DC5 BY OMZ	G4A-1A-E DC5 BY OMZ
G8P-1A4TP DC24 BY OMZ/C	G4A-1A-E DC24 BY OMZ/C
G8P-1A4TP DC24 BY OMZ	G4A-1A-E DC24 BY OMZ
G8P-1A4TP DC18 BY OMZ	G4A-1A-E DC18 BY OMZ
G8P-1A4TP DC12 BY OMZ/C	G4A-1A-E DC12 BY OMZ/C
G8P-1A4TP DC12 BY OMZ	G4A-1A-E DC12 BY OMZ
G8P-1A4TP DC110 BY OMZ	G2R-1A-E DC110 BY OMI
G8P-1A4P-VD DC12 BY OMZ	G4A-1A-PE DC12 BY OMZ
G8P-1A4P-TV5 DC24 BY OMZ	G4A-1A-PE DC24 BY OMZ
G8P-1A4P-BG DC24 BY OMZ	G4A-1A-PE DC24 BY OMZ
G8P-1A4P-BG DC12 BY OMZ	G4A-1A-PE DC12 BY OMZ
G8P-1A4P DC9 BY OMZ/C	No Recommended Replacement
G8P-1A4P DC9 BY OMZ	G4A-1A-PE DC9 BY OMZ
G8P-1A4P DC5 BY OMZ/C	G4A-1A-PE DC5 BY OMZ/C
G8P-1A4P DC5 BY OMZ	G4A-1A-PE DC5 BY OMZ
G8P-1A4P DC48 BY OMZ/C	No Recommended Replacement
G8P-1A4P DC48 BY OMZ	No Recommended Replacement
G8P-1A4P DC24 BY OMZ/C	G4A-1A-PE DC24 BY OMZ/C
G8P-1A4P DC24 BY OMZ	G4A-1A-PE DC24 BY OMZ
G8P-1A4P DC18 BY OMZ/C	No Recommended Replacement
G8P-1A4P DC18 BY OMZ	G4A-1A-PE DC18 BY OMZ
G8P-1A4P DC15 BY OMZ/C	No Recommended Replacement
G8P-1A4P DC15 BY OMZ	No Recommended Replacement
G8P-1A4P DC12 BY OMZ/C	G4A-1A-PE DC12 BY OMZ/C
G8P-1A4P DC12 BY OMZ	G4A-1A-PE DC12 BY OMZ
G8P-1A4P DC12 BY OMI	G4A-1A-PE DC12 BY OMZ
G8P-1A4P DC110 BY OMZ	G2R-1A-E DC110 BY OMI
G8P-1A2T-F DC5 BY OMZ/C	G4A-1A-E DC5 BY OMZ/C
G8P-1A2T-F DC5 BY OMZ	G4A-1A-E DC5 BY OMZ
G8P-1A2T-F DC48 BY OMZ	No Recommended Replacement
G8P-1A2T-F DC24 BY OMZ/C	G4A-1A-E DC24 BY OMZ/C

Discontinued product	Suggested replacement
G8P-1A2T-F DC24 BY OMZ	G4A-1A-E DC24 BY OMZ
G8P-1A2T-F DC12 BY OMZ/C	G4A-1A-E DC12 BY OMZ/C
G8P-1A2T-F DC12 BY OMZ	G4A-1A-E DC12 BY OMZ
G8P-1A2P DC5 BY OMZ	G4A-1A-PE DC5 BY OMZ
G8P-1A2P DC48 BY OMZ	No Recommended Replacement
G8P-1A2P DC24 BY OMZ/C	G4A-1A-PE DC24 BY OMZ/C
G8P-1A2P DC24 BY OMZ	G4A-1A-PE DC24 BY OMZ
G8P-1A2P DC12 BY OMZ/C	G4A-1A-PE DC12 BY OMZ/C
G8P-1A2P DC12 BY OMZ	G4A-1A-PE DC12 BY OMZ

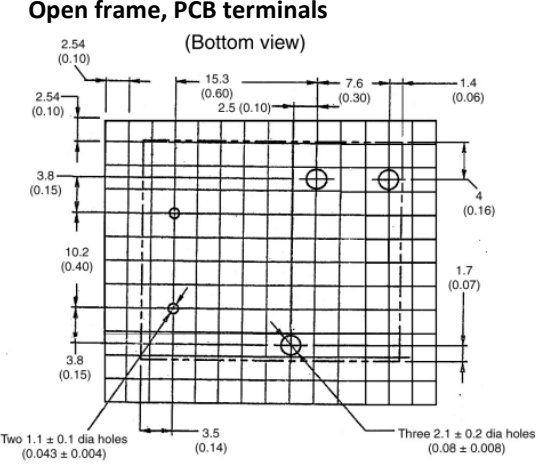
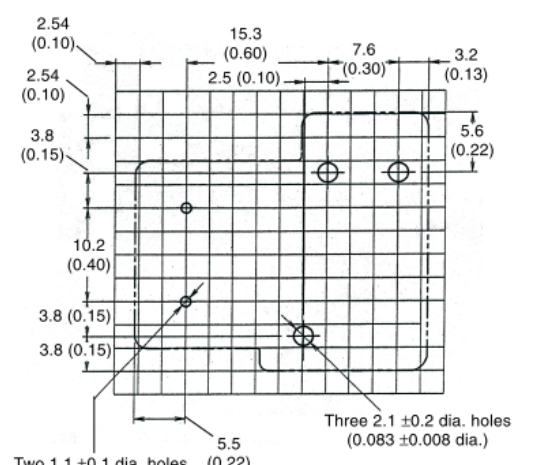
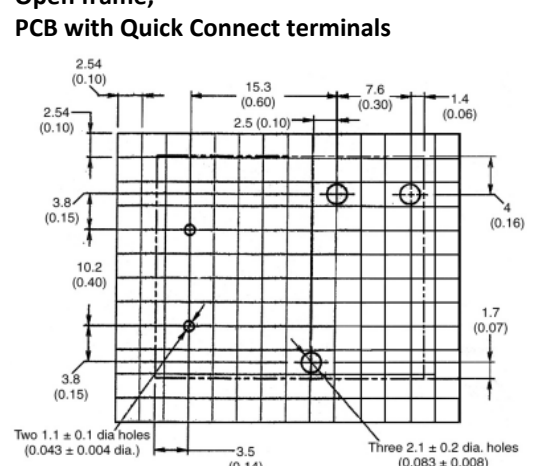
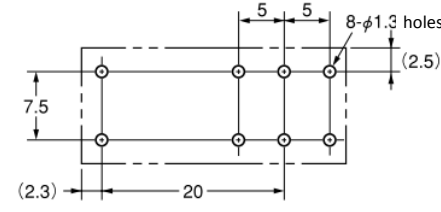
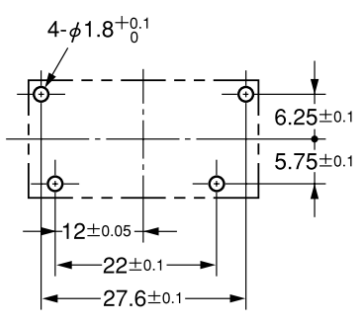
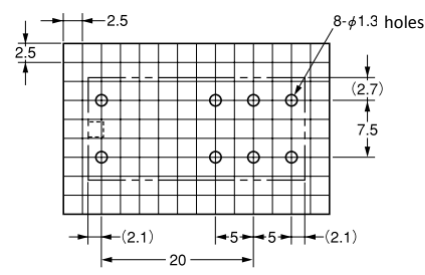
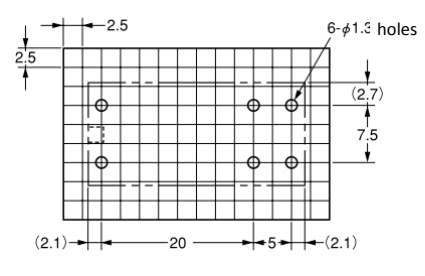
Body color:

Discontinued Product G8P Series	Suggested Replacement G2RL-1-E, G4A-1A-(P)E or G2R-1(A)-E DC110
<p>Black</p> 	<p>Model G2RL-1-E: Black</p>  <p>Model G4A-1A-(P)E: Black</p>  <p>Model G2R-1(A)-E: Clear case</p> 

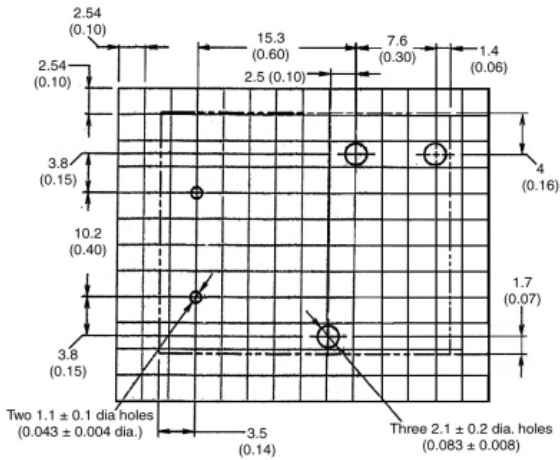
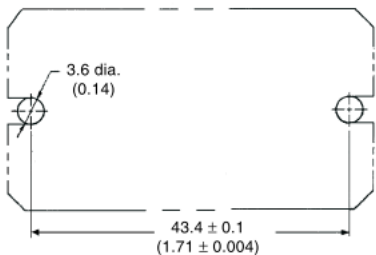
Wire connection:

<p align="center">Discontinued Product G8P Series</p>	<p align="center">Suggested Replacement G2RL-1-E, G4A-1A-(P)E or G2R-1(A)-E DC110</p>
<p>Model G8P series (BOTTOM VIEW) (No coil polarity) Open frame, PCB terminals</p>  <p>Note: Terminal #4 is omitted on G8P-1AP.</p>	<p>Model G2RL-1-E (BOTTOM VIEW) (No coil polarity)</p> 
<p>Sealed/ Ventable, PCB terminals</p>  <p>*Note: Terminal #4 is omitted on SPST-NO version.</p>	<p>Model G4A-1A-E (BOTTOM VIEW) (No coil polarity)</p> <p>(TOP VIEW) (BOTTOM VIEW)</p>  <p>Tab terminal PCB terminal</p>
<p>Open frame, PCB with Quick Connect terminals</p>  <p>Note: Terminal #4 is omitted on G8P-1ATP.</p>	<p>Model G4A-1A-PE (BOTTOM VIEW) (No coil polarity)</p> 
<p>Sealed/ Ventable, PCB with Quick Connect terminals</p>  <p>*Note: Terminal #4 is omitted on SPST-NO version.</p>	<p>Model G2R-1-E (BOTTOM VIEW) (No coil polarity)</p> 
<p>Flange mount</p>  <p>*Note: Terminal #4 is omitted on SPST-NO version.</p>	<p>Model G2R-1A-E (BOTTOM VIEW) (No coil polarity)</p> 

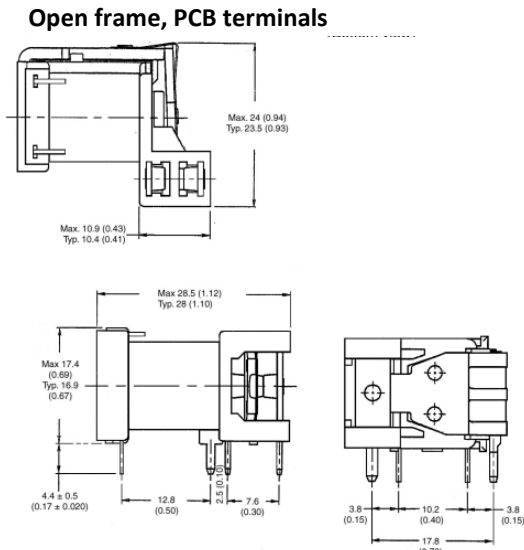
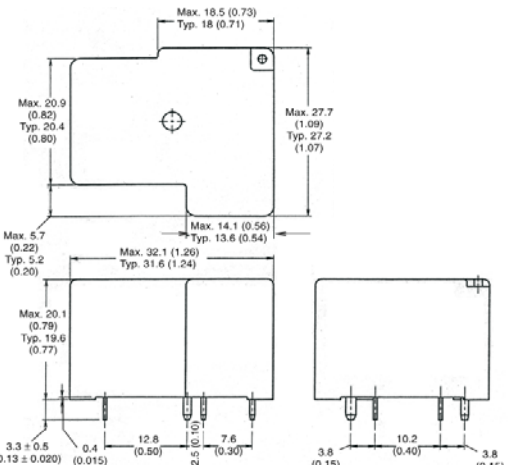
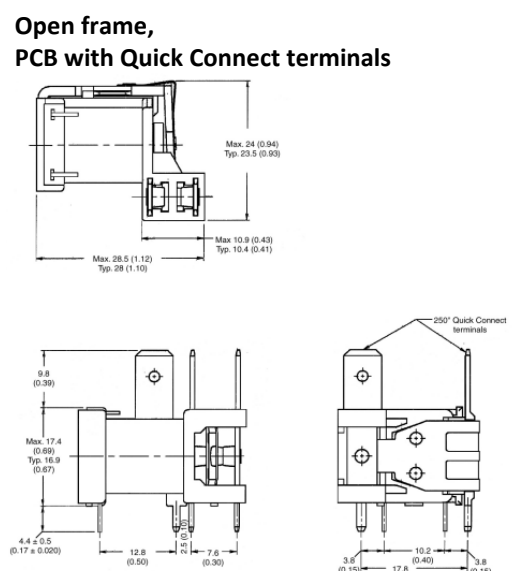
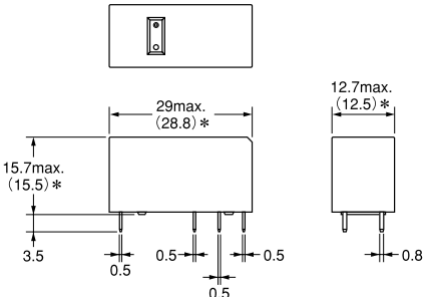
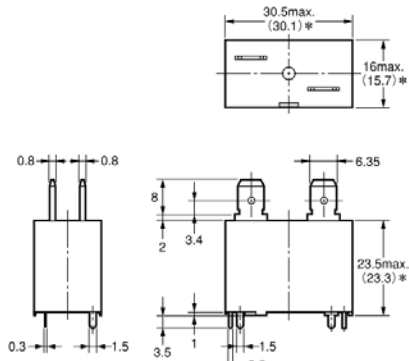
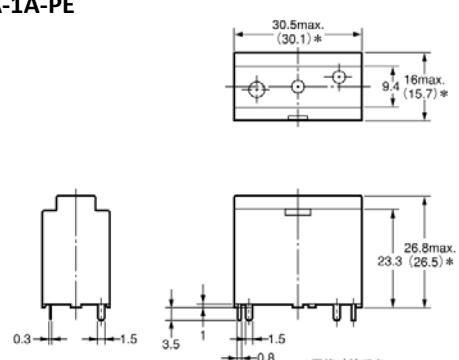
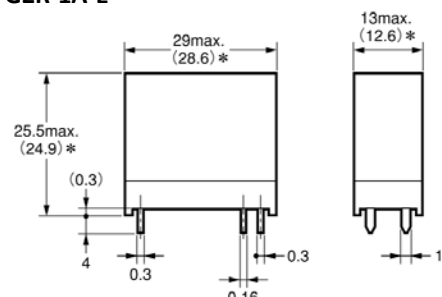
Mounting dimensions:

<p style="text-align: center;">Discontinued Product G8P Series</p>	<p style="text-align: center;">Suggested Replacement G2RL-1-E, G4A-1A-(P)E or G2R-1(A)-E DC110</p>
<p>Model G8P series (BOTTOM VIEW)</p> <p>Open frame, PCB terminals (Bottom view)</p>  <p>Two 1.1 ± 0.1 dia holes (0.043 ± 0.004)</p> <p>Three 2.1 ± 0.2 dia holes (0.08 ± 0.008)</p> <p>Sealed/ Ventable, PCB terminals</p>  <p>Two 1.1 ± 0.1 dia. holes (0.043 ± 0.004 dia.)</p> <p>Three 2.1 ± 0.2 dia. holes (0.083 ± 0.008 dia.)</p> <p>Open frame, PCB with Quick Connect terminals</p>  <p>Two 1.1 ± 0.1 dia holes (0.043 ± 0.004 dia.)</p> <p>Three 2.1 ± 0.2 dia. holes (0.083 ± 0.008)</p>	<p>Model G2RL-1-E (BOTTOM VIEW)</p>  <p>8-φ1.3 holes</p> <p>Model G4A-1A-(P)E (BOTTOM VIEW)</p>  <p>4-φ1.8^{+0.1}₀</p> <p>6.25 ± 0.1</p> <p>5.75 ± 0.1</p> <p>12 ± 0.05</p> <p>22 ± 0.1</p> <p>27.6 ± 0.1</p> <p>Model G2R-1-E (BOTTOM VIEW)</p>  <p>8-φ1.3 holes</p> <p>Model G2R-1A-E (BOTTOM VIEW)</p>  <p>6-φ1.3 holes</p>

Mounting dimensions (Continued):

<p style="text-align: center;">Discontinued Product G8P Series</p>	<p style="text-align: center;">Suggested Replacement G2RL-1-E, G4A-1A-(P)E or G2R-1(A)-E DC110</p>
<p>Sealed/ Ventable, PCB with Quick Connect terminals</p>  <p>Technical drawing of a PCB with dimensions and hole specifications. The drawing shows a grid with various dimensions and hole locations. Dimensions include 2.54 (0.10), 15.3 (0.60), 7.6 (0.30), 1.4 (0.06), 2.5 (0.10), 3.8 (0.15), 10.2 (0.40), 3.5 (0.14), and 1.7 (0.07). Hole specifications include 'Two 1.1 ± 0.1 dia. holes (0.043 ± 0.004 dia.)' and 'Three 2.1 ± 0.2 dia. holes (0.083 ± 0.008)'. There are also two circular symbols with a crosshair inside, likely representing specific features or mounting points.</p> <p>Flange mount</p>  <p>Technical drawing of a flange mount. It shows a rectangular shape with rounded corners and two circular holes. Dimensions include a hole diameter of 3.6 dia. (0.14) and a total width of 43.4 ± 0.1 (1.71 ± 0.004).</p>	

Dimensions:

<p style="text-align: center;">Discontinued Product G8P Series</p>	<p style="text-align: center;">Suggested Replacement G2RL-1-E, G4A-1A-(P)E or G2R-1(A)-E DC110</p>
<p>Model G8P series</p> <p>Open frame, PCB terminals</p>  <p>Sealed/ Ventable, PCB terminals</p>  <p>Open frame, PCB with Quick Connect terminals</p> 	<p>Model G2RL-1-E</p>  <p>Model G4A-1A-E</p>  <p>Model G4A-1A-PE</p>  <p>Model G2R-1A-E</p>  <p style="text-align: center;">*Average value</p>

Dimensions (Continued):

<p style="text-align: center;">Discontinued Product G8P Series</p>	<p style="text-align: center;">Suggested Replacement G2RL-1-E, G4A-1A-(P)E or G2R-1(A)-E DC110</p>
<p>Sealed/ Ventable, PCB with Quick Connect terminals</p> <p>Flange mount</p>	

Characteristics / Operation ratings:

Coil Ratings

Model	Rated Voltage (VDC)	Rated current (mA)	Coil resistance (Ω)	Must operate voltage	Must release voltage	Rated power consumption (W)	Max voltage
G8P Series	5	185	27	75% max.	10% min.	Approx. 0.9	120% (at23°C)
	9	93	97				
	12	77	155				
	24	36	660				
	48	19	2,480				
	110	9	12,400				
G2RL-1-E	5	80	62.5	70% max.	10% min.	Approx. 0.4	180% (at23°C)
	9	44.4	202.5				
	12	33.3	360				
	24	16.7	1,440				
	48	8.96	5,358			Approx. 0.43	
G4A-1A-(P)E	5	180	27.8	70% max.	10% min.	Approx. 0.9	160% (at23°C)
	9	100	90				
	12	75	160				
	24	37.5	640				
G2R-1(A)-E	110	4.8	22,900	70% max.	15% min.	Approx. 0.53	170% (at23°C)

Items	Discontinued Product Model G8P Series		Suggested replacement Model G2RL-1-E	Suggested replacement Model G4A-1A-(P)E	Suggested replacement Model G2R-1(A)-E
Contact Ratings					
Contact Form	1A	1C	1C	1A	1A / 1C
Rated load (resistive)	30 A 250 VAC (-BG: 20A 250 VAC) 20 A 28 VDC (-BG: ---)	20/10 A 250 VAC (NO/NC) 20/10 A 28 VDC (NO/NC)	16 A 250 VAC	250 VAC 20 A	250 VAC 6 A 30 VDC 16 A
Rated carry current	30 A (-BG: 20 A)	20/10 A (NO/NC)	16 A	20 A	16 A
Max. switching voltage	250 VAC 28 VDC		440 VAC 300 VDC	250 VAC	380 VAC 125 VDC
Max. switching current	AC: 30 A (-BG: AC 20 A) DC: 20 A	20/10 A (AC,DC)	16 A	20 A	16 A

Items	Discontinued Product Model G8P Series	Suggested replacement Model G2RL-1-E	Suggested replacement Model G4A-1A-(P)E	Suggested replacement Model G2R-1(A)-E
Characteristics (Initial)				
Contact resistance	100 mΩ max.	100 mΩ max.	100 mΩ max.	30 mΩ max.
Operate time	15 ms max. (-BG: 20 ms max.)	15 ms max.	20 ms max.	15 ms max.
Release time	10 ms max.	5 ms max.	10 ms max.	5 ms max.
Insulation resistance	100 MΩ min.	1,000 MΩ min.	1,000 MΩ min.	1,000 MΩ min.
Dielectric strength	[Coil and contacts] 2,500 VAC 1 min (-BG: 4,000 VAC) [Contacts of same polarity] 1,500 VAC 1min	[Coil and contacts] 5,000 VAC 1min [Contacts of same polarity] 1,000 VAC 1min	[Coil and contacts] 4,500 VAC 1min [Contacts of same polarity] 1,000 VAC 1min	[Coil and contacts] 5,000 VAC 1min [Contacts of same polarity] 1,000 VAC 1min
Vibration resistance	[Destruction] 10 to 55 Hz, (1.65 mm double amplitude) (-BG:10 to 55 Hz, 1.5 mm double amplitude) [Malfunction] 10 to 55 Hz, (1.65 mm double amplitude)	[Destruction] 10 to 55 Hz, (1.5 mm double amplitude) [Malfunction] 10 to 55 Hz, (1.5 mm double amplitude)	[Destruction] 10 to 55 Hz, (1.5 mm double amplitude) [Malfunction] 10 to 55 Hz, (1.5 mm double amplitude)	[Destruction] 10 to 55 Hz, (1.5 mm double amplitude) [Malfunction] 10 to 55 Hz, (1.5 mm double amplitude)
Shock resistance	[Destruction] 1,000m/s ² [Malfunction] 100m/s ²	[Destruction] 1,000m/s ² [Malfunction] 100m/s ²	[Destruction] 1,000m/s ² [Malfunction] 200m/s ²	[Destruction] 1,000m/s ² [Malfunction] 200m/s ²
Endurance	[Mechanical] 10,000,000 operations min. (18,000 ops/hr) (-BG: 5,000,000 operations min.) [Electrical] 100,000 operations min. (approx.) (360 ops/hr) (-BG: 40,000 operations min.)	[Mechanical] 20,000,000 operations min. (18,000 ops/hr) [Electrical] 16 A 250 VAC 30,000 operations min.	[Mechanical] 2,000,000 operations min. (18,000 ops/hr) [Electrical] Rated load : 100,000 operations min. Motor load : 200,000 operations min. Inverter load : 30,000 operations min.	[Mechanical] 20,000,000 operations min. (18,000 ops/hr) [Electrical] Rated load : 100,000 operations min. (18,000 ops/hr)
Ambient temperature	-55°C to +105°C (with no icing)	-40°C to +85°C (with no icing)	-20°C to +60°C (with no icing)	-40°C to +70°C (with no icing)
Ambient humidity	5 to 85%RH	5 to 85%RH	5 to 85%RH	5 to 85%RH
Weight	24 to 31g	12g	23g	17g

[Operation methods]

Discontinued Product G8P Series	Suggested Replacement G2RL-1-E, G4A-1A-(P)E or G2R-1(A)-E DC110
<div data-bbox="604 243 924 294" style="border: 1px solid black; padding: 5px; display: inline-block;">No difference</div>	

Specifications and prices in this product news are as of the issue date and are subject to change without notice.
Only main changes in specifications are described in this document. Please be sure to read the relevant catalogs, datasheets, product specifications, instructions, and manuals for precautions and necessary information when using products.