THIS COPY IS PROVIDED ON A RESTRICTED BASIS AND IS NOT TO BE USED IN ANY WAY DETRIMENTAL TO THE INTERESTS OF PANDUIT CORP.

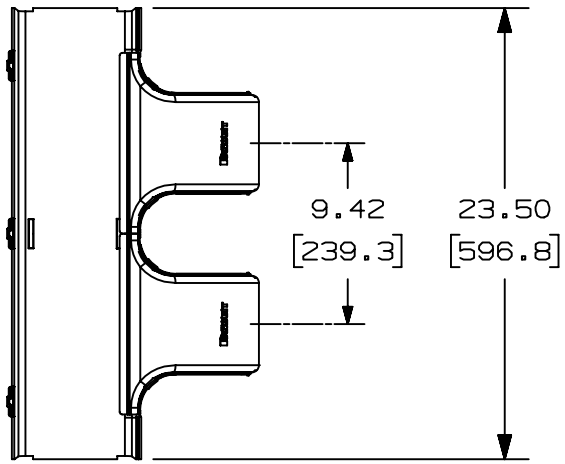

NOTES:

1. SEE CURRENT CATALOG FOR ADDITIONAL PART SUFFIXES TO INDICATE COLOR AND/OR PACKAGE QUANTITY.
2. THE FIBERRUNNER 6x4 DUAL DOWNSPOUT WITH 4x4 EXITS IS DESIGNED WITH A MINIMUM 2" (50.8) BEND RADIUS TO PROTECT FIBER OPTIC CABLES.
3. THE FIBERRUNNER 6x4 DUAL DOWNSPOUT WITH 4x4 EXITS INCLUDES:
   ONE (1) DUAL DOWNSPOUT BASE,
   TWO (2) THROAT COVERS.
4. DIMENSIONS IN PARENTHESES ARE IN METRIC.

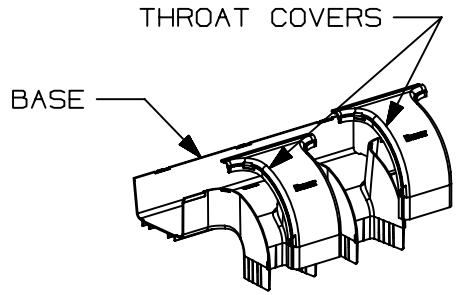

PANDUIT PART NUMBER	WEIGHT	MATERIAL
FRDDS6X4**	3.3 LB/EACH (1474g/EACH)	ABS
FRDDS6X4L**	3.3 LB/EACH (1474g/EACH)	PC/ABS

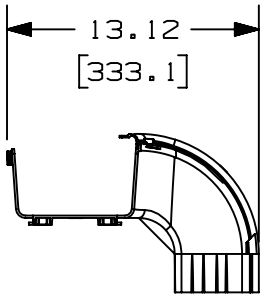

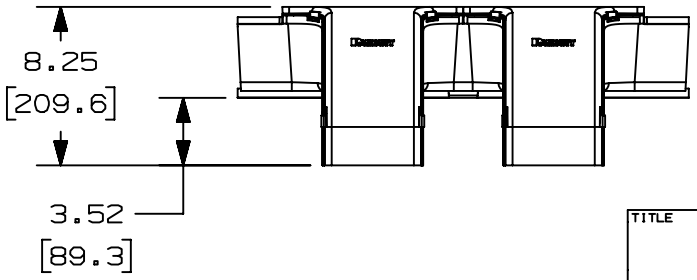

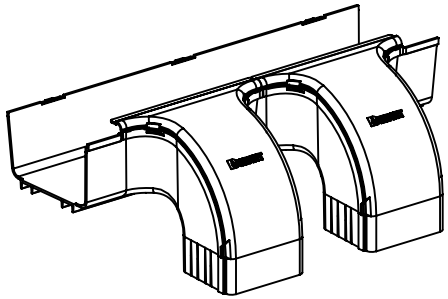

REV	DATE	BY	CHK	APR	DESCRIPTION	ECN
02A	1/28/20	MEX-JAGC	DWR	DWR	F. ADDED PART NO. FRDDS6X4L	V09002DZ/01

TITLE

FIBERRUNNER 6x4 DUAL DOWNSPOUT WITH 4x4 EXITS (FRDDS6X4 & FRDDS6X4L)

CONTROL DRAWING

ITEM REVISION NAME: D38394BH/02

DATASET FILE NAME: D38394BH_DC/02A

UNLESS OTHERWISE SPECIFIED, DIMENSIONAL TOLERANCES ARE: IN [mm]

(.X) ± (.XXX) ±

(.XX) ± .03 [.8] ANGLES ±

THIRD ANGLE PROJECTION

MATERIAL: SEE PART NUMBER TABLE ABOVE

DRAWING NUMBER: 38394-05

DRAWN BY	DATE	CHK	SCALE	SIZE
MSO	12/4/02	DJWA	NONE	A

SHT 1 OF 1

NXGLOBAL_ASIZE