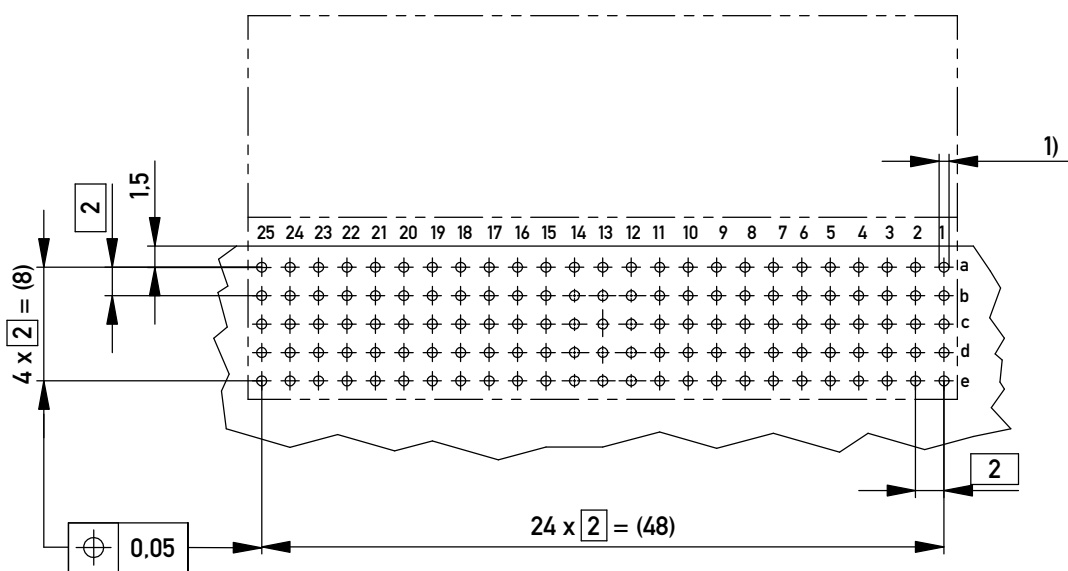


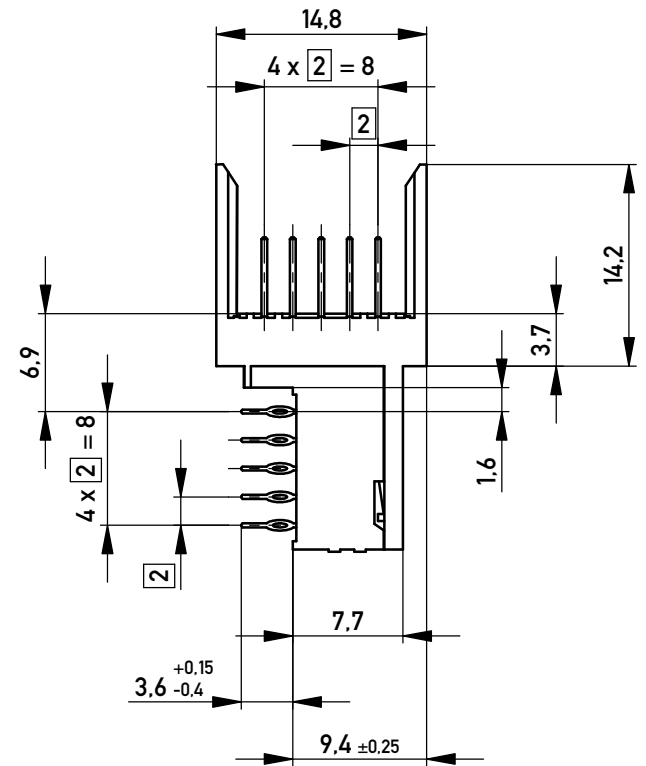
Contact Layout - *Bestückungsplan*

25	24	23	22	21	20	19	18	17	16	15	14	13	12	11	10	9	8	7	6	5	4	3	2	1		
A	A	A	A	A	A	A	A	A	A	A	A	A	A	A	A	A	A	A	A	A	A	A	A	A	A	z
A	A	A	A	A	A	A	A	A	A	A	A	A	A	A	A	A	A	A	A	A	A	A	A	A	A	a
A	A	A	A	A	A	A	A	A	A	A	A	A	A	A	A	A	A	A	A	A	A	A	A	A	A	b
A	A	A	A	A	A	A	A	A	A	A	A	A	A	A	A	A	A	A	A	A	A	A	A	A	A	c
A	A	A	A	A	A	A	A	A	A	A	A	A	A	A	A	A	A	A	A	A	A	A	A	A	A	d
A	A	A	A	A	A	A	A	A	A	A	A	A	A	A	A	A	A	A	A	A	A	A	A	A	A	e
																										f

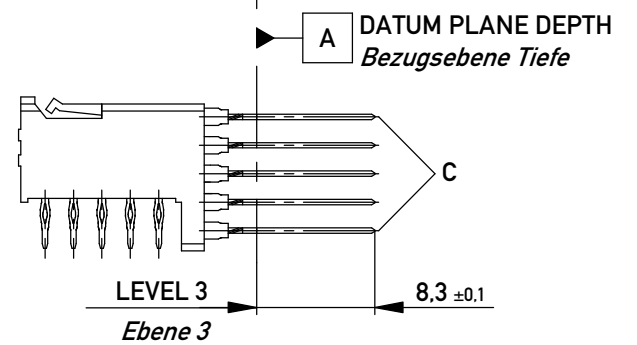
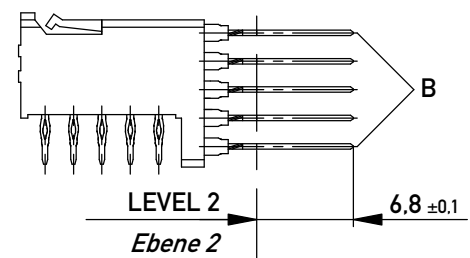
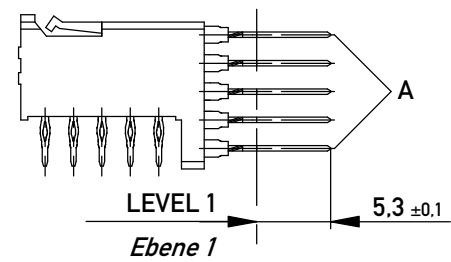
Board Hole Pattern (Component Mounting Side)
Lochbild für Leiterplatte (Bestückungsseite)



All Holes
Alle Löcher



CONTACT LENGTH EXAMPLES
Kontaktlänge Beispiele



RoHS Konform
RoHS compliant

- 1) $\varnothing 0,6 \pm 0,05$ Durchmesser des metallisierten Loches
 $\varnothing 0,6 \pm 0,05$ Diameter of finished plated-through hole

Schichtaufbau im metallisierten Loch siehe Zeichnung 164062 Nr.1
Metal plating of plated-through hole see drawing 164062 No.1

Fehlende Masse und Angaben nach IEC 61076-4-101
Missing information and dimensions per IEC 61076-4-101

Information: Level 1/ Ebene 1 see contact layout/ siehe Bestückungsplan class 2/ Anforderungsstufe 2 All rights reserved. Only for Information. To ensure that this is the latest version of this drawing, please contact one of the ERNI companies before using.	Tolerances All Dimensions in mm	Scale 2:1
		Designation ERmet Messerleiste B, abgew <i>ERmet Male Type B, r/a</i>
Index i	Date 02.09.2016	www.ERNI.com
Class ERMB		923766 I A3

Copyright by ERNI Production GmbH & Co. KG
 Proprietary notice pursuant to ISO 16116 to be observed.