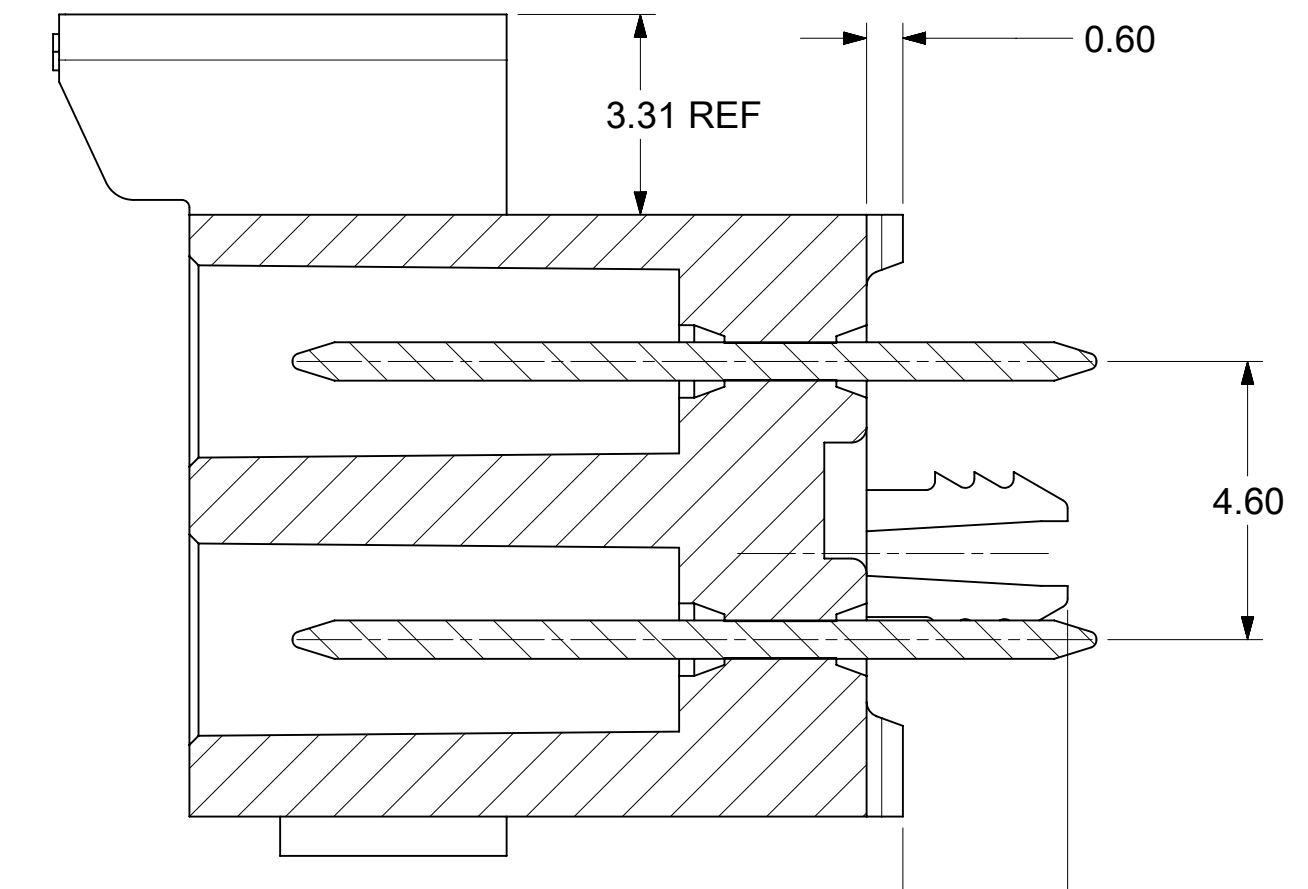
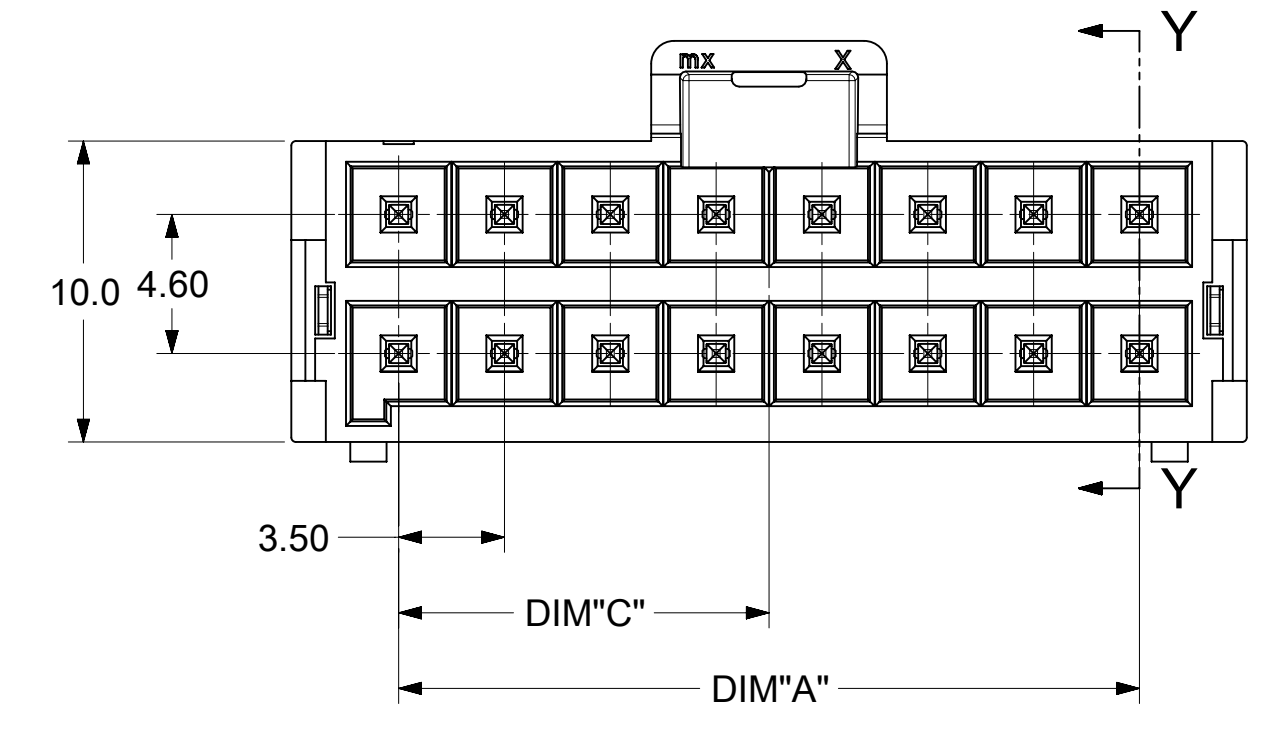
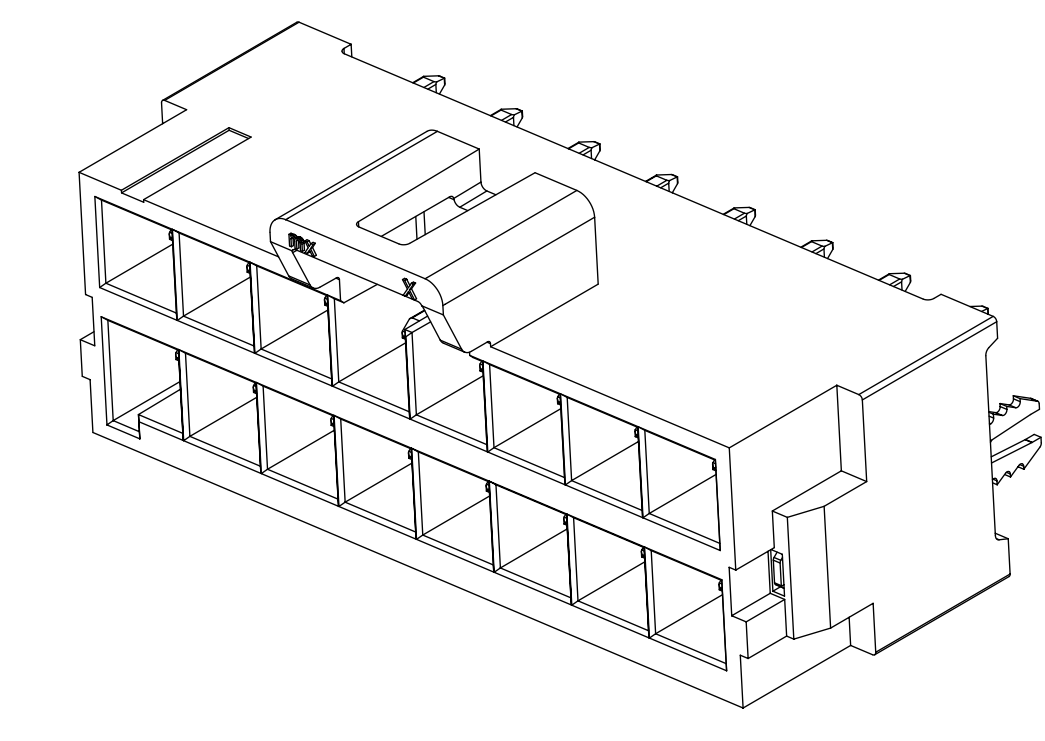
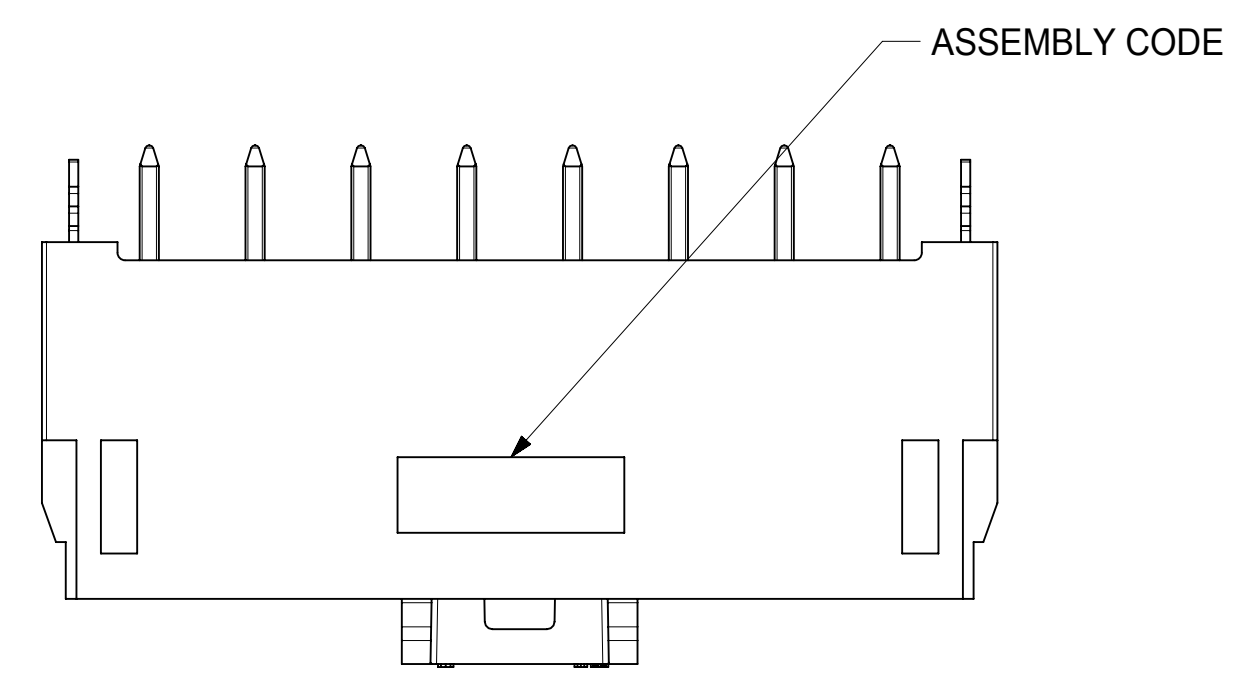
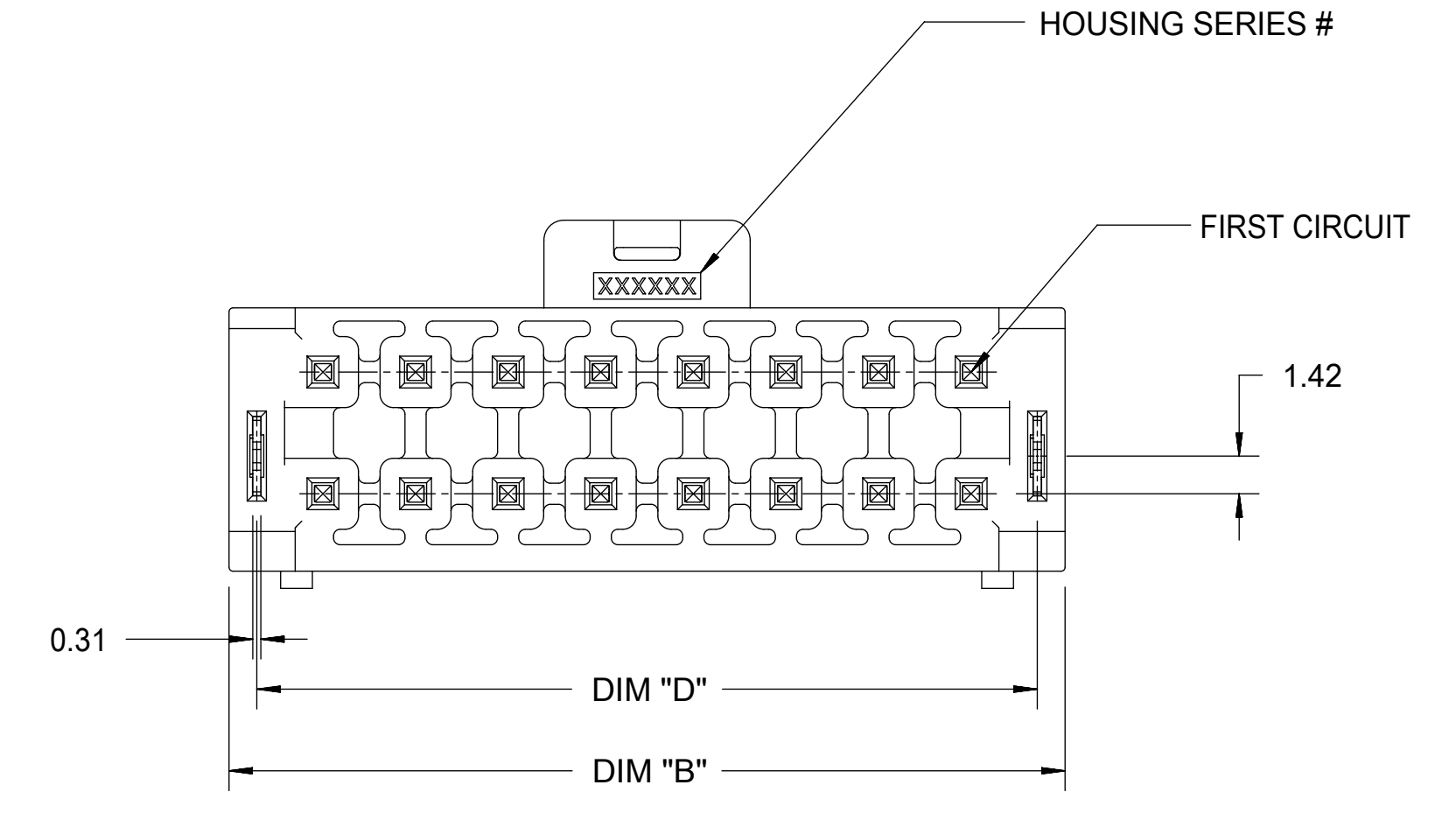


FIRST CIRCUIT MARK  
(NOT SHOWING ON 4  
AND 6 CIRCUITS SERIES)

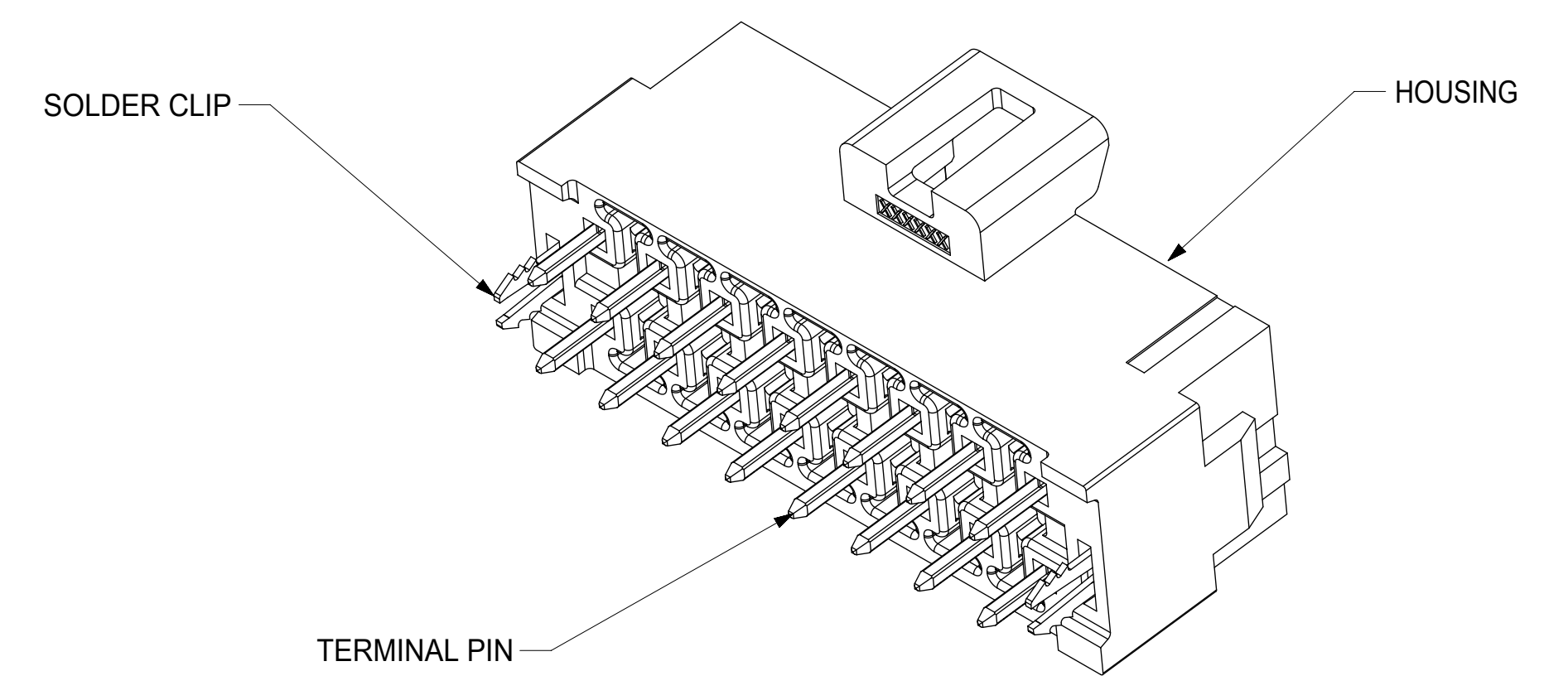
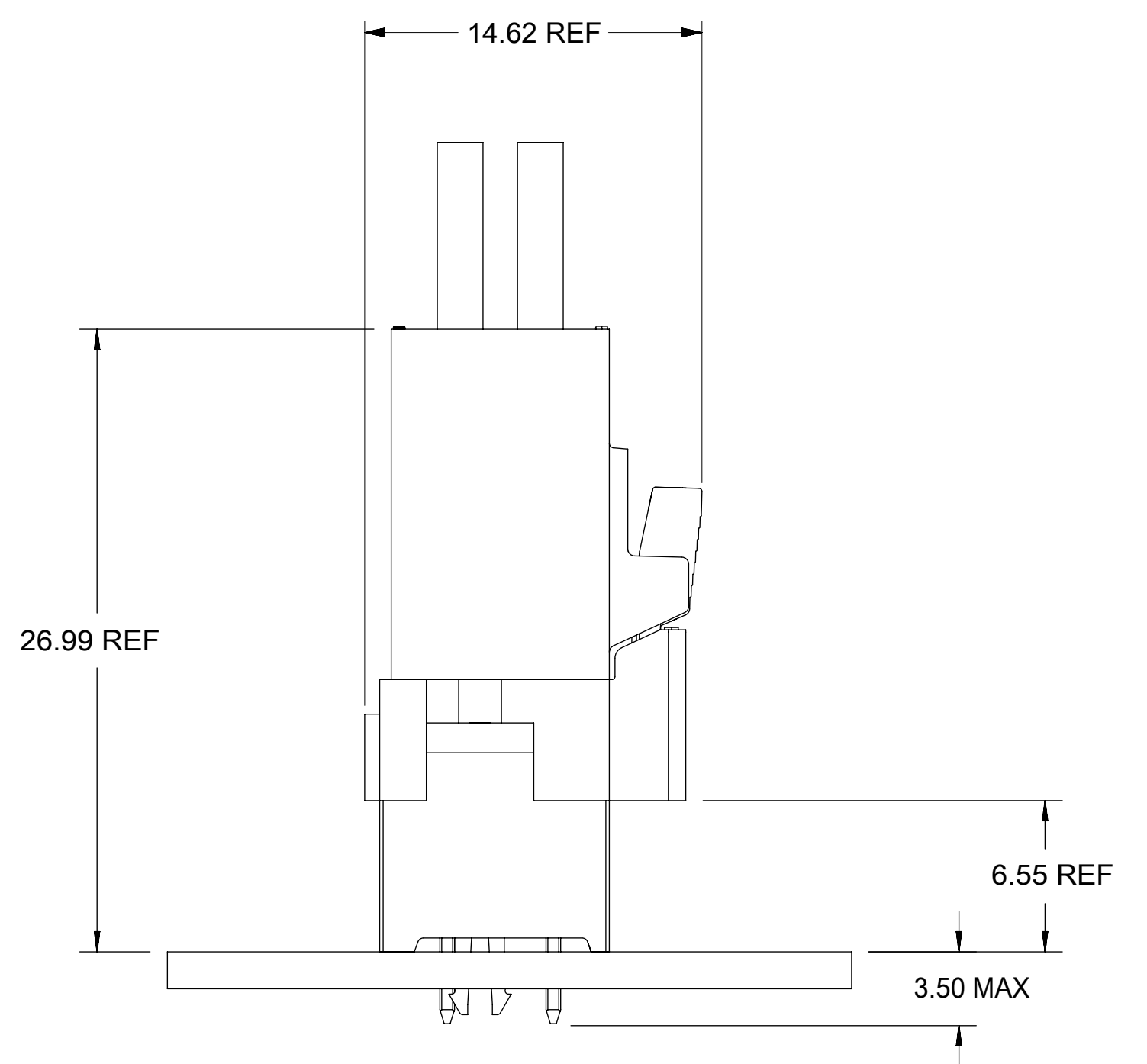


SECTION Y-Y  
SCALE 8:1



NOTES:

1. MATERIAL:  
HOUSING  
OPTION 1: LCP BLACK, UL94 V-0  
OPTION 2: LCP NATURAL, UL94 V-0  
TERMINAL: COPPER ALLOY
2. PLATING FINISH:  
OPTION 1 - 1.5µm(60µin)-2.5µm(100µin) TIN OVER  
1.25µm(50µin)-2.5µm(100µin) NICKEL OVERALL  
OPTION 2 - 0.35µm(15µin) GOLD CONTACT AREA,  
1.5µm(60µin)-2.5µm(100µin) TIN TAIL AREA OVER  
1.25µm(50µin)-2.5µm(100µin) NICKEL OVERALL  
OPTION 3 - 0.70µm(30µin) GOLD CONTACT AREA,  
1.5µm(60µin)-2.5µm(100µin) TIN TAIL AREA OVER  
1.25µm(50µin)-2.5µm(100µin) NICKEL OVERALL
2. PARTS TO BE PACKAGED PER CHART FOR DETAIL
3. PRODUCT SPECIFICATION PS-172323-0001
4. PART MATES WITH MOLEX RECEPTACLE HOUSING  
172258 AND 172262
5. PART CONFORMS TO CLASS "C" REQUIREMENTS OF SPECIFICATION  
PS-45499-002 WITH 0.13 MM MAXIMUM FLASH ALLOWED IN CORE  
HOLES AND FRONT SURFACE.
6. DISCOLORATION IN THE BANDOLIER AREA OF THE PIN IS  
INHERENT TO THE PLATING PROCESS AND IS DUE TO THE MASKING  
EFFECT OF THE CARRIER. THIS DISCOLORATION IS IN A NON-FUNCTIONAL  
AREA OF THE PIN AND WILL NOT AFFECT THE PERFORMANCE OF THE  
HEADER ASSEMBLY.
7. APPLICATION SPECIFICATION: AS-172323-0001



THIS DRAWING CONTAINS INFORMATION THAT IS PROPRIETARY TO MOLEX ELECTRONIC TECHNOLOGIES, LLC AND SHOULD NOT BE USED WITHOUT WRITTEN PERMISSION									
DIMENSION UNITS		SCALE		CURRENT REV DESC:					
mm		NTS							
GENERAL TOLERANCES (UNLESS SPECIFIED)									
ANGULAR TOL				± °					
4 PLACES				±					
3 PLACES				±					
2 PLACES				± 0.25					
1 PLACE				± 0.5					
0 PLACES				±					
DRAFT WHERE APPLICABLE MUST REMAIN WITHIN DIMENSIONS				THIRD ANGLE PROJECTION		DRAWING		SERIES	
				D-SIZE		172299			
				MATERIAL NUMBER		CUSTOMER		SHEET NUMBER	
				SD-172299-1000		GENERAL MARKET		1 OF 2	

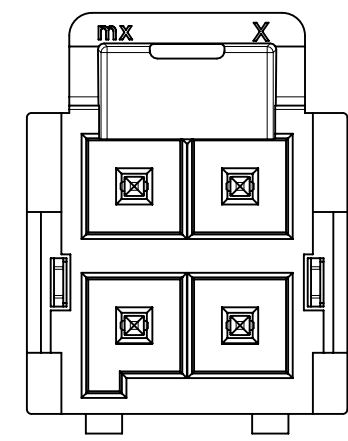


ULTRA-FIT VERT HEADER  
4-16 CKTS DUAL ROW WITH SOLDER CLIP

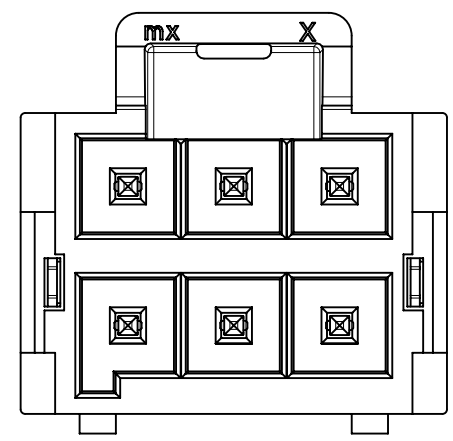
PRODUCT CUSTOMER DRAWING

DOCUMENT NUMBER	DOC TYPE	DOC PART	REVISION
SD-172299-1000	PSD	000	C1

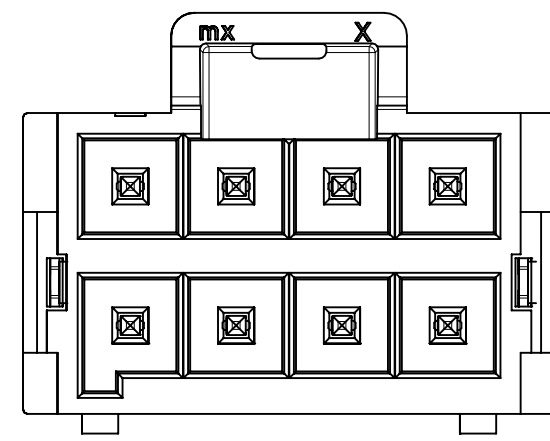
DOCUMENT STATUS	P1	RELEASE DATE	2022/11/02	15:42:24
-----------------	----	--------------	------------	----------



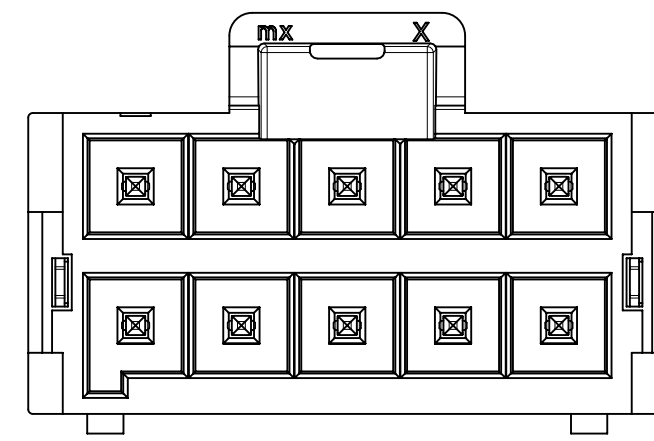
4 CKT



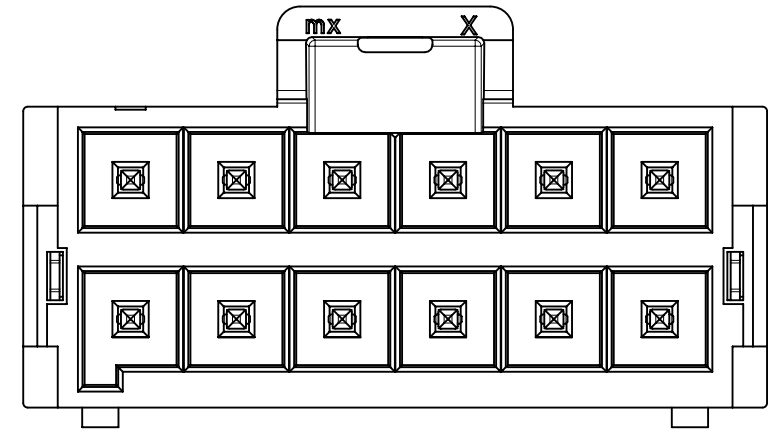
6 CKT



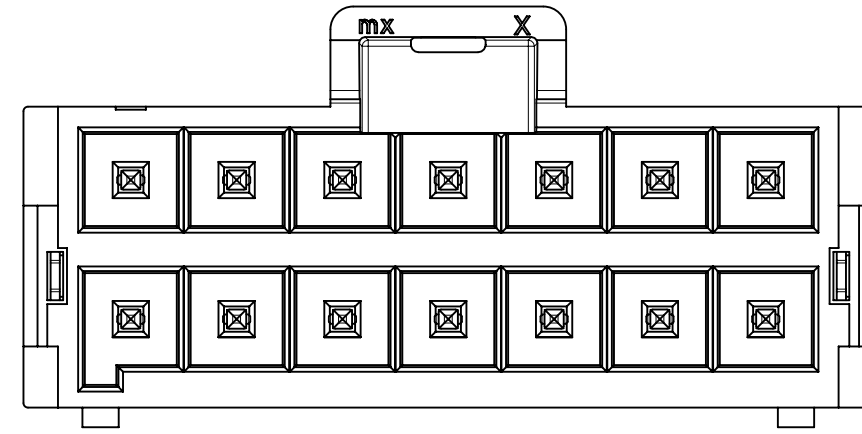
8 CKT



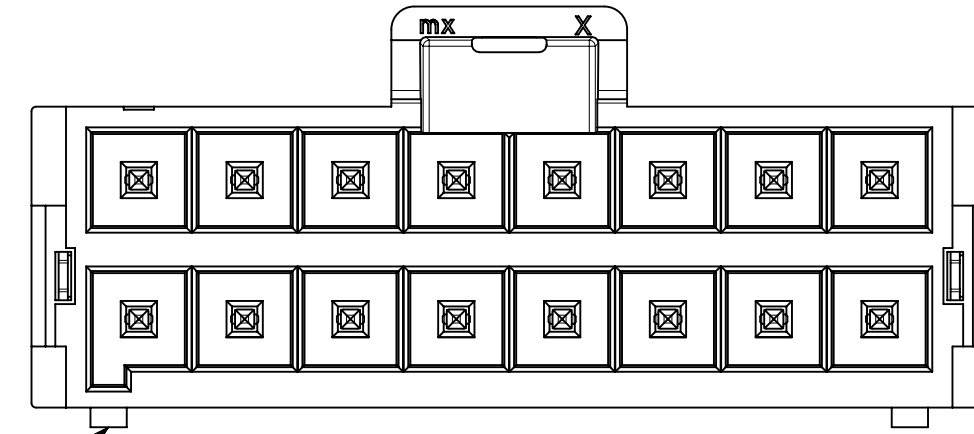
10 CKT



12 CKT

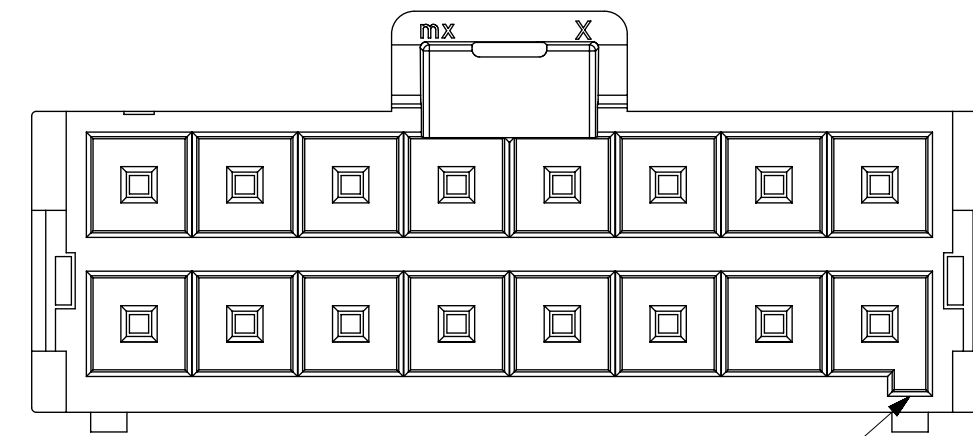


14 CKT

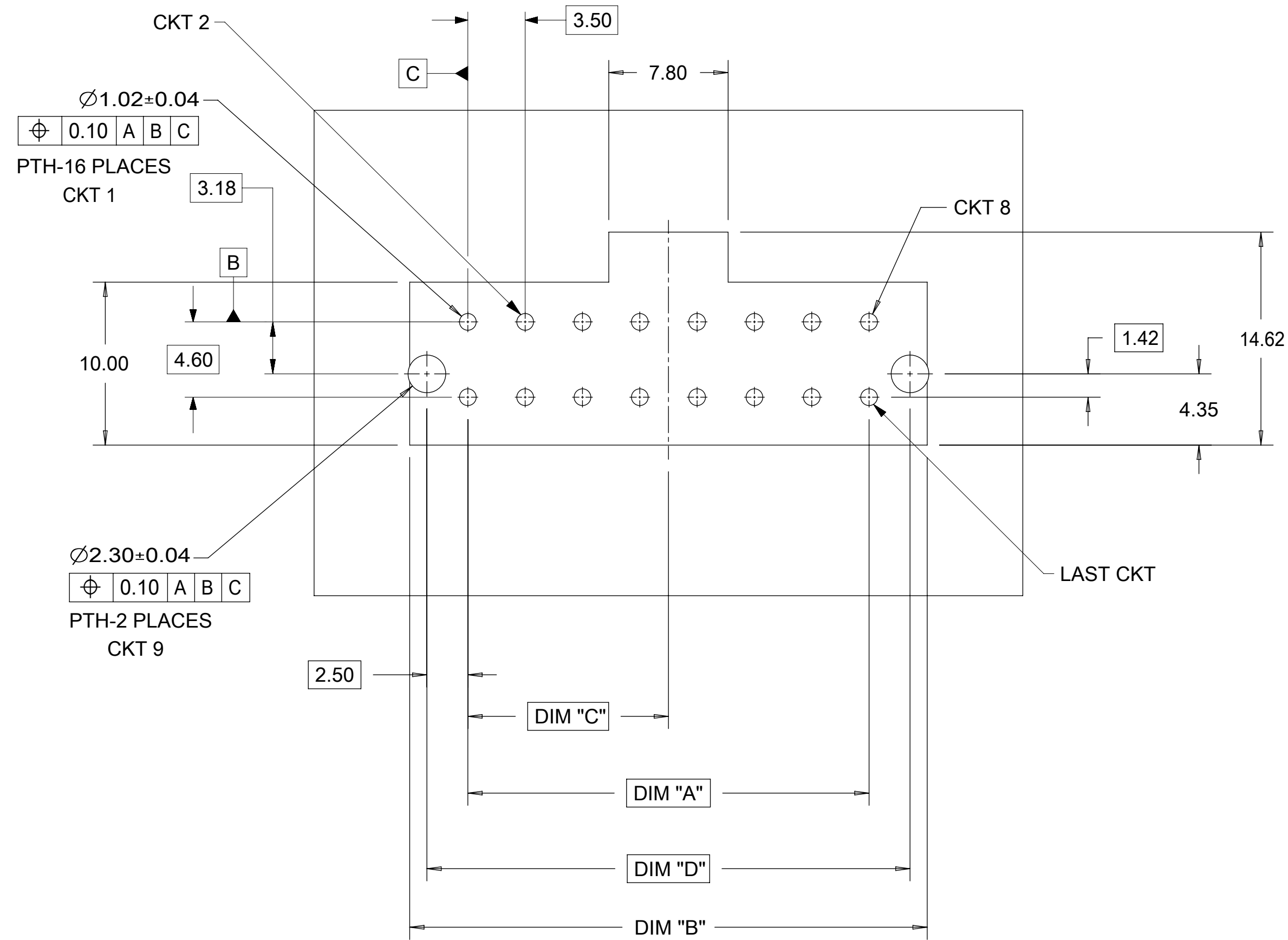


16 CKT

KEY A  
(BLACK)



KEY B  
(NATURAL)



NOTE: DATUM -A- IS ON PCB COMPONENT SIDE

TIN PLATING								PACKING SPEC	
PART NO.	COLOR	CIRCUIT SIZE	KEY OPTION	DIM A	DIM B	DIM C	DIM D		
172299-1104	BLACK	4	KEY A	3.50	10.60	1.75	8.50	PK-172299-9001	
172299-1106	BLACK	6	KEY A	7.00	14.10	3.50	12.00		
172299-1108	BLACK	8	KEY A	10.50	17.60	5.25	15.50		
172299-1110	BLACK	10	KEY A	14.00	21.10	7.00	19.00		
172299-1112	BLACK	12	KEY A	17.50	24.60	8.75	22.50		
172299-1114	BLACK	14	KEY A	21.00	28.10	10.50	26.00		
172299-1116	BLACK	16	KEY A	24.50	31.60	12.25	29.50		
172299-2104	NATURAL	4	KEY B	3.50	10.60	1.75	8.50		
172299-2106	NATURAL	6	KEY B	7.00	14.10	3.50	12.00		
172299-2108	NATURAL	8	KEY B	10.50	17.60	5.25	15.50		
172299-2110	NATURAL	10	KEY B	14.00	21.10	7.00	19.00		
172299-2112	NATURAL	12	KEY B	17.50	24.60	8.75	22.50		
172299-2114	NATURAL	14	KEY B	21.00	28.10	10.50	26.00		
172299-2116	NATURAL	16	KEY B	24.50	31.60	12.25	29.50		
172299-8104	BLACK	4	KEY A	3.50	10.60	1.75	8.50		1722991000-PK

15 MICROINCH GOLD PLATING								PACKING SPEC
PART NO.	COLOR	CIRCUIT SIZE	KEY OPTION	DIM A	DIM B	DIM C	DIM D	
172299-1204	BLACK	4	KEY A	3.50	10.60	1.75	8.50	PK-172299-9001
172299-1206	BLACK	6	KEY A	7.00	14.10	3.50	12.00	
172299-1208	BLACK	8	KEY A	10.50	17.60	5.25	15.50	
172299-1210	BLACK	10	KEY A	14.00	21.10	7.00	19.00	
172299-1212	BLACK	12	KEY A	17.50	24.60	8.75	22.50	
172299-1214	BLACK	14	KEY A	21.00	28.10	10.50	26.00	
172299-1216	BLACK	16	KEY A	24.50	31.60	12.25	29.50	
172299-2204	NATURAL	4	KEY B	3.50	10.60	1.75	8.50	
172299-2206	NATURAL	6	KEY B	7.00	14.10	3.50	12.00	
172299-2208	NATURAL	8	KEY B	10.50	17.60	5.25	15.50	
172299-2210	NATURAL	10	KEY B	14.00	21.10	7.00	19.00	
172299-2212	NATURAL	12	KEY B	17.50	24.60	8.75	22.50	
172299-2214	NATURAL	14	KEY B	21.00	28.10	10.50	26.00	
172299-2216	NATURAL	16	KEY B	24.50	31.60	12.25	29.50	

30 MICROINCH GOLD PLATING								PACKING SPEC	
PART NO.	COLOR	CIRCUIT SIZE	KEY OPTION	DIM A	DIM B	DIM C	DIM D		
172299-1304	BLACK	4	KEY A	3.50	10.60	1.75	8.50	PK-172299-9001	
172299-1306	BLACK	6	KEY A	7.00	14.10	3.50	12.00		
172299-1308	BLACK	8	KEY A	10.50	17.60	5.25	15.50		
172299-1310	BLACK	10	KEY A	14.00	21.10	7.00	19.00		
172299-1312	BLACK	12	KEY A	17.50	24.60	8.75	22.50		
172299-1314	BLACK	14	KEY A	21.00	28.10	10.50	26.00		
172299-1316	BLACK	16	KEY A	24.50	31.60	12.25	29.50		
172299-2304	NATURAL	4	KEY B	3.50	10.60	1.75	8.50		
172299-2306	NATURAL	6	KEY B	7.00	14.10	3.50	12.00		
172299-2308	NATURAL	8	KEY B	10.50	17.60	5.25	15.50		
172299-2310	NATURAL	10	KEY B	14.00	21.10	7.00	19.00		
172299-2312	NATURAL	12	KEY B	17.50	24.60	8.75	22.50		
172299-2314	NATURAL	14	KEY B	21.00	28.10	10.50	26.00		
172299-2316	NATURAL	16	KEY B	24.50	31.60	12.25	29.50		
172299-7310	BLACK	10	KEY A	14.00	21.10	7.00	19.00		1722999002-PK
172299-7314	BLACK	14	KEY A	14.00	21.10	7.00	19.00		1722991000-PK
172299-8314	BLACK	14	KEY A	21.00	28.10	10.50	26.00		

THIS DRAWING CONTAINS INFORMATION THAT IS PROPRIETARY TO MOLEX ELECTRONIC TECHNOLOGIES, LLC AND SHOULD NOT BE USED WITHOUT WRITTEN PERMISSION

DIMENSION UNITS	SCALE	CURRENT REV DESC:
mm	NTS	
GENERAL TOLERANCES (UNLESS SPECIFIED)		
ANGULAR TOL	±	°
4 PLACES	±	
3 PLACES	±	
2 PLACES	±	0.25
1 PLACE	±	0.5
0 PLACES	±	
DRAFT WHERE APPLICABLE MUST REMAIN WITHIN DIMENSIONS	THIRD ANGLE PROJECTION	DRAWING SERIES
		D-SIZE 172299

EC NO: 720550  
 DRWN: GLLI 2022/06/23  
 CHK'D: XQZHANG 2022/11/02  
 APPR: XQZHANG 2022/11/02

INITIAL REVISION:  
 DRWN: DROSCA 2014/03/04  
 APPR: JCOMERCI 2014/04/24

**molex**

ULTRA-FIT VERT HEADER  
 4-16 CKTS DUAL ROW WITH SOLDER CLIP

PRODUCT CUSTOMER DRAWING

DOCUMENT NUMBER	DOC TYPE	DOC PART	REVISION
SD-172299-1000	PSD	000	C1

MATERIAL NUMBER: GENERAL MARKET  
 CUSTOMER: SHEET NUMBER: 2 OF 2