

PAGE 1/2

ISSUE 22-03-22

SERIE : SPnT

PART NUMBER : R573433400

## RF CHARACTERISTICS

Number of ways : 4  
 Frequency range : 0 - 18 GHz  
 Impedance : 50 Ohms

Frequency (GHz)	DC - 3	3 - 8	8 - 12.4	12.4 - 18
VSWR max	1.20	1.30	1.40	1.50
Insertion loss max	0.20 dB	0.30 dB	0.40 dB	0.50 dB
Isolation min	80 dB	70 dB	60 dB	60 dB
Average power (*)	240 W	150 W	120 W	100 W

## ELECTRICAL CHARACTERISTICS

Actuator : LATCHING  
 Nominal current \*\* : 125 mA / RESET : 500 mA \*\*\*\*  
 Actuator voltage (Vcc) : 28V (24 to 30V) / NEGATIVE COMMON  
 Terminals : solder pins (250°C max. / 30 sec.)  
 Indicator rating : 1 W / 30 V / 100 mA

## MECHANICAL CHARACTERISTICS

Connectors : SMA female per MIL-C 39012  
 Life : 5 million cycles per position  
 Switching Time\*\*\* : < 15 ms  
 Construction : Splashproof  
 Weight : < 180 g

## ENVIRONMENTAL CHARACTERISTICS

Operating temperature range : -40°C to +85°C  
 Storage temperature range : -55°C to +85°C

(\* Average power at 25°C per RF Path)

(\*\* At 25° C ±10%)

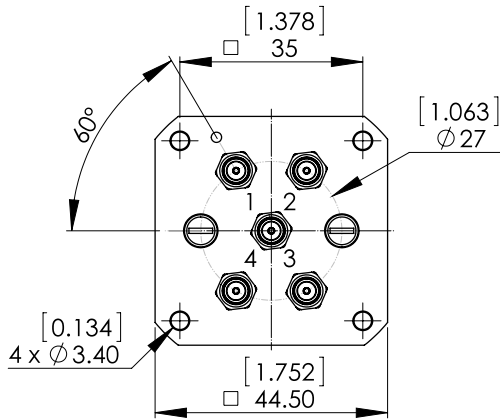
(\*\*\* Nominal voltage ; 25° C)

(\*\*\*\* Reset : supply voltage time 1sec. max. / duty cycle 10%)

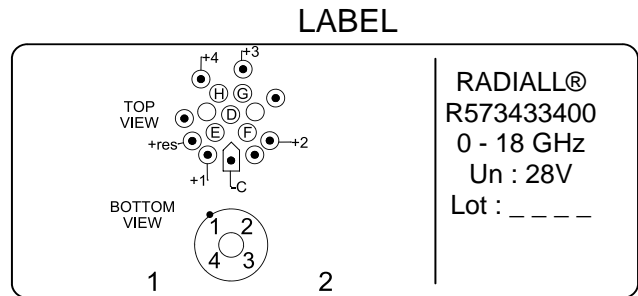
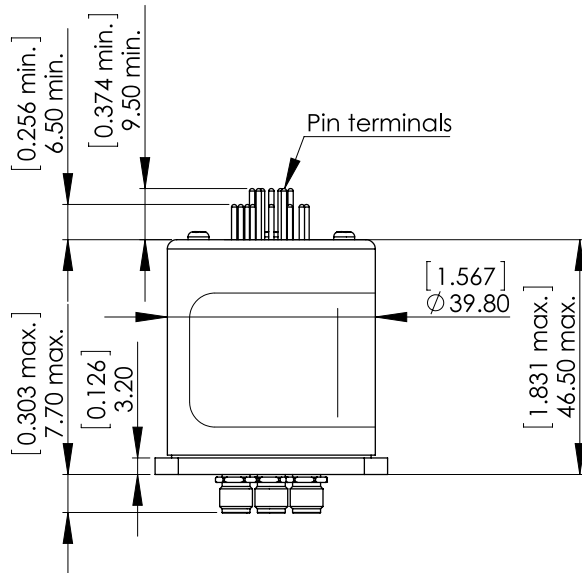


PAGE 2/2	ISSUE 22-03-22	SERIE : SPnT	PART NUMBER : R573433400
----------	----------------	--------------	--------------------------

**DRAWING**



Voltage	RF Continuity	Ind.
-C +RESET	All ports open	--
-C +1	IN ↔ 1	D,E
-C +2	IN ↔ 2	D,F
-C +3	IN ↔ 3	D,G
-C +4	IN ↔ 4	D,H



General tolerances : ±0,5 mm [0,02 in]

**SCHEMATIC DIAGRAM**

