

■ Features :

- Universal AC input / Full range
- Protections: Short circuit / Overload / Over voltage
- Cooling by free air convection
- With power good signal output(Optional)
- 100% full load burn-in test
- Fixed switching frequency at 45KHz
- 2 years warranty

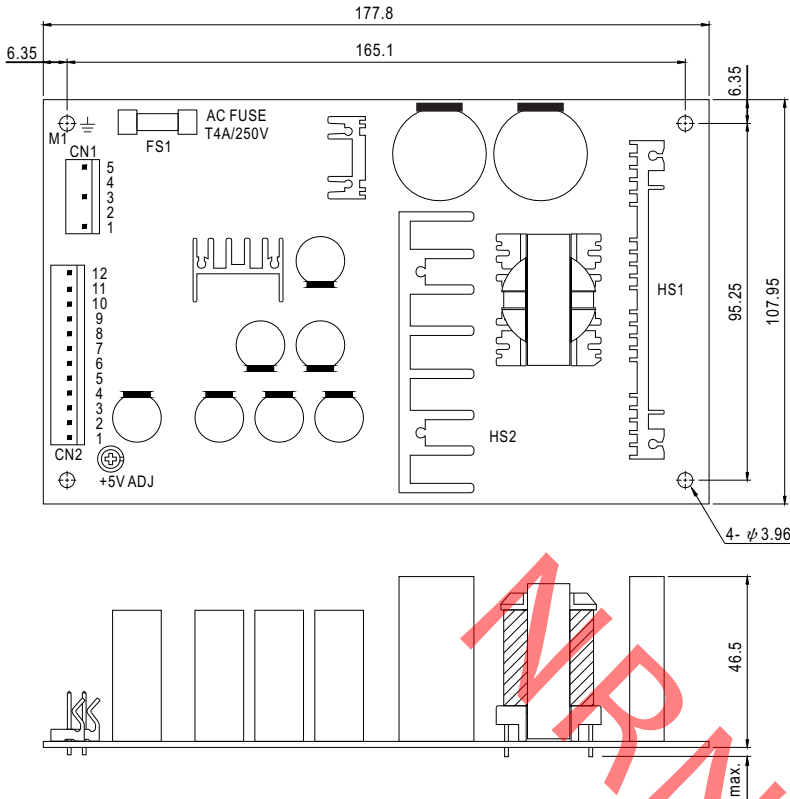


### SPECIFICATION

MODEL	PD-110A		PD-110B		
OUTPUT	OUTPUT NUMBER	CH1	CH2	CH1	CH2
	DC VOLTAGE	5V	12V	5V	24V
	RATED CURRENT	5A	6.5A	5A	3.5A
	CURRENT RANGE	0.5 ~ 5A	0.5 ~ 6.5A	0.5 ~ 5A	0.5 ~ 3.5A
	RATED POWER	103W		109W	
	RIPPLE & NOISE (max.) Note.2	100mVp-p	150mVp-p	100mVp-p	200mVp-p
	VOLTAGE ADJ. RANGE	CH1:4.75 ~ 5.5V		CH1:4.75 ~ 5.5V	
	VOLTAGE TOLERANCE Note.3	±2.0%	±6.0%	±2.0%	±6.0%
	LINE REGULATION	±1.0%	±2.0%	±1.0%	±2.0%
	LOAD REGULATION	±1.0%	±5.0%	±1.0%	±5.0%
SETUP, RISE TIME	1200ms, 50ms at full load				
HOLD UP TIME (Typ.)	80ms at full load				
INPUT	VOLTAGE RANGE	100 ~ 264VAC 141 ~ 370VDC (90 ~ 100VAC 90% load max.)		[DC input operation possible by connecting AC/N(-), AC/L(+)]	
	FREQUENCY RANGE	47 ~ 63Hz			
	EFFICIENCY(Typ.)	75%		78%	
	AC CURRENT (Typ.)	3A/115VAC 1.5A/230VAC			
	INRUSH CURRENT (Typ.)	COLD START 45A			
LEAKAGE CURRENT	<1mA/240VAC				
PROTECTION	OVERLOAD	105% ~ 135% rated output power Protection type : Hiccup mode, recovers automatically after fault condition is removed			
	OVER VOLTAGE	CH1: 5.75 ~ 6.75VDC Protection type : Hiccup mode, recovers automatically after fault condition is removed			
ENVIRONMENT	WORKING TEMP.	-10 ~ +50°C, 60 °C with cooling fan (Refer to "Derating Curve")			
	WORKING HUMIDITY	20 ~ 90% RH non-condensing			
	STORAGE TEMP., HUMIDITY	-20 ~ +85°C, 10 ~ 95% RH			
	TEMP. COEFFICIENT	±0.03%/°C (0 ~ 50°C)			
VIBRATION	10 ~ 500Hz, 2G 10min./1cycle, period for 60min. each along X, Y, Z axes				
SAFETY & EMC (Note 4)	SAFETY STANDARDS	UL60950-1, TUV EN60950-1, EAC TP TC 004 approved			
	WITHSTAND VOLTAGE	I/P-O/P:3KVAC I/P-FG:2KVAC O/P-FG:0.5KVAC			
	ISOLATION RESISTANCE	I/P-O/P, I/P-FG, O/P-FG:100M Ohms / 500VDC / 25°C / 70% RH			
	EMC EMISSION	Compliance to EN55032 (CISPR32) Class B, EN61000-3-2,-3, EAC TP TC 020			
EMC IMMUNITY	Compliance to EN61000-4-2,3,4,5,6,11, light industry level, criteria A, EAC TP TC 020				
OTHERS	MTBF	323K hrs min. MIL-HDBK-217F (25°C)			
	DIMENSION	177.8*107.95*46.5mm (L*W*H)			
	PACKING	0.51Kg; 24pcs/13.1Kg/1.19CUFT			
NOTE	<p>1. All parameters NOT specially mentioned are measured at 230VAC input, rated load and 25°C of ambient temperature.</p> <p>2. Ripple &amp; noise are measured at 20MHz of bandwidth by using a 12" twisted pair-wire terminated with a 0.1uF &amp; 47uF parallel capacitor.</p> <p>3. Tolerance : includes set up tolerance, line regulation and load regulation.</p> <p>4. The power supply is considered a component which will be installed into a final equipment. All the EMC tests are been executed by mounting the unit on a 360mm*360mm metal plate with 1mm of thickness. The final equipment must be re-confirmed that it still meets EMC directives. For guidance on how to perform these EMC tests, please refer to "EMI testing of component power supplies." (as available on <a href="http://www.meanwell.com">http://www.meanwell.com</a>)</p> <p>5. Heat Sink HS1,HS2 can not be shorted.</p> <p>6. The ambient temperature derating of 3.5°C/1000m with fanless models and of 5°C/1000m with fan models for operating altitude higher than 2000m(6500ft).</p> <p>※ Product Liability Disclaimer : For detailed information, please refer to <a href="https://www.meanwell.com/serviceDisclaimer.aspx">https://www.meanwell.com/serviceDisclaimer.aspx</a></p>				

**Mechanical Specification**

Unit:mm



AC Input Connector (CN1) : Molex 5273-05 or equivalent

Pin No.	Assignment	Mating Housing	Terminal
1	FG $\perp$	Molex 5195 or equivalent	Molex 5194 or equivalent
2,4	No Pin		
3	AC/N(-)		
5	AC/L(+)		

DC Output Connector (CN2) : Molex 5273-12 or equivalent

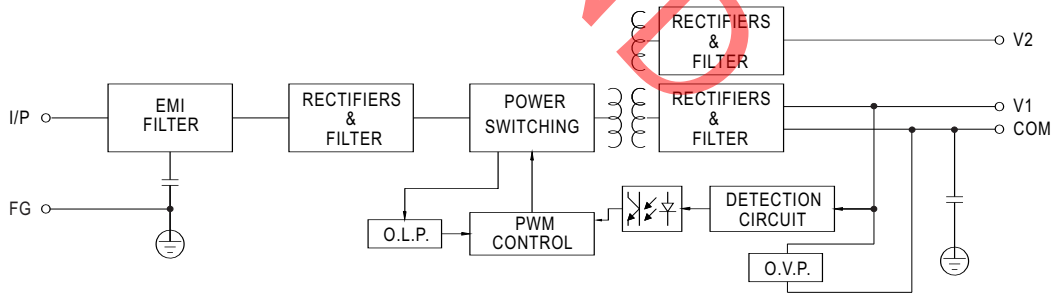
Pin No.	Assignment	Mating Housing	Terminal
1,2,3	V1	Molex 5195 or equivalent	Molex 5194 or equivalent
4,5,6,7	COM		
8,9,10	V2		
11,12	V3(Optional)		

MODEL	PD-110A	PD-110B
Pin No. 1,2,3	+5V	+5V
Pin No. 8,9,10	+12V	+24V

$\perp$  : Grounding Required

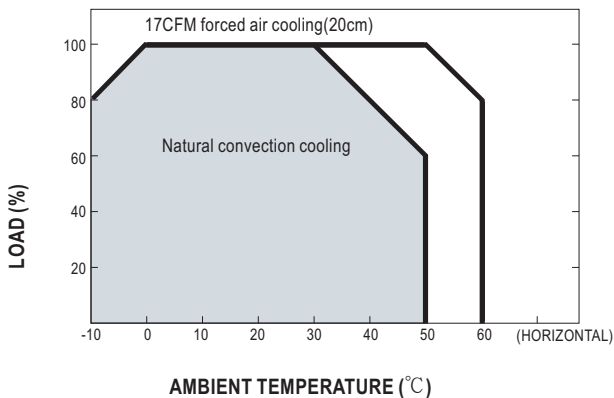
- ⚠ 1.HS1,HS2 cannot be shorted
- 2.M1 is safety ground

**Block Diagram**



fosc : 45KHz

**Derating Curve**



**Static Characteristics (A)**

