



PJSD05FN2

SINGLE LINE TVS DIODE FOR ESD PROTECTION PORTABLE ELECTRONICS

VOLTAGE 5 Volt **POWER** 200 Watt

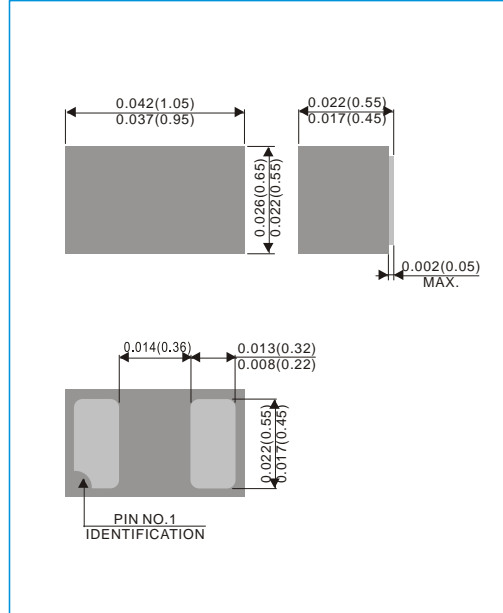
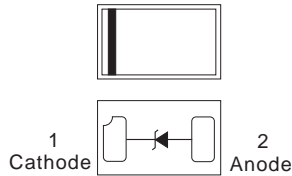
DFN 2L Unit : inch(mm)

FEATURES

- 200 Watts peak pules power($t_p=8/20\mu s$)
- Small package for use in portable electronics
- IEC61000-4-2 8KV contact 15KV Air compliant
- Low clamping voltage and leakage current
- Lead free in compliance with EU RoHS2.0 (2011/65/EU & 2015/865/EU directive)
- Green molding compound as per IEC61249 Std. . (Halogen Free)

APPLICATIONS

- Case : DFN 2L plastic
- Terminals : Solderable per MIL-STD-750, Method 2026
- Polarity : Color band cathode
- Marking : BA
- Video I/O ports protection
- Set Top Boxes
- Portable Instrumentation



MAXIMUM RATINGS

ABSOLUTE MAXIMUM RATING

Rating	Symbol	Value	Units
Peak Pulse Power ($t_p=8/20 \mu s$)	P_{PP}	200	W
Maximum Peak Pulse Current	I_{PPM}	18	A
ESD Voltage per HBM MIL-STD-883	V_{ESD}	25	KV
Operating Junction and Storage Temperature Range	T_J, T_{STG}	-50 to +150	°C

ELECTRICAL CHARACTERISTICS

Parameter	Symbol	Conditions	Min.	Typical	Max.	Units
Reverse Stand-Off Voltage	V_{RWM}	-	-	-	5	V
Reverse Breakdown Voltage	V_{BR}	$I_{BR}=1mA$	6.0	-	7.2	V
Reverse Leakage Current	I_R	$V_R=5V$	-	-	1	μA
Clamping Voltage(8/20 μs)	V_C	$I_{PP}=5A$	-	-	11	V
Clamping Voltage(8/20 μs)	V_C	$I_{PP}=15A$	-	-	14	V
Off State Junction Capacitance	C_J	0Vdc Bias=f=1MHz	-	-	160	pF
Off State Junction Capacitance	C_J	5Vdc Bias=f=1MHz	-	-	80	pF



PJSD05FN2

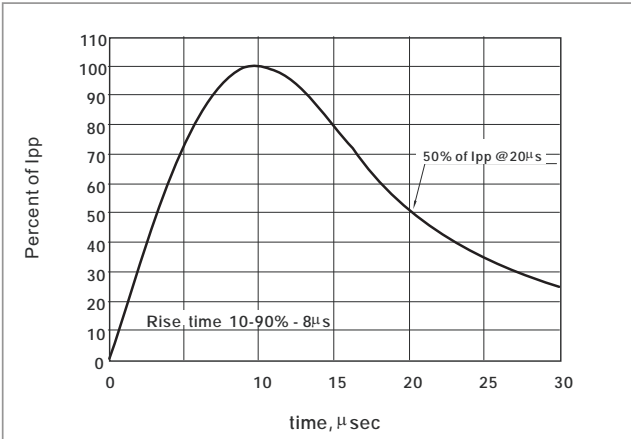


Fig.1 8/20µs Peak Pulse Current Waveform

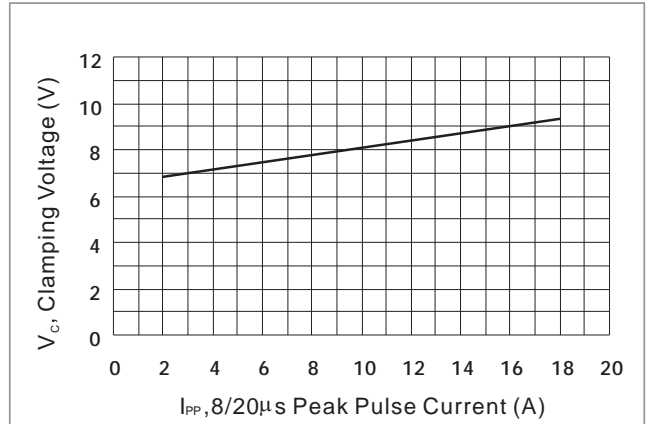


Fig.2 Typical Peak Clamping Voltage

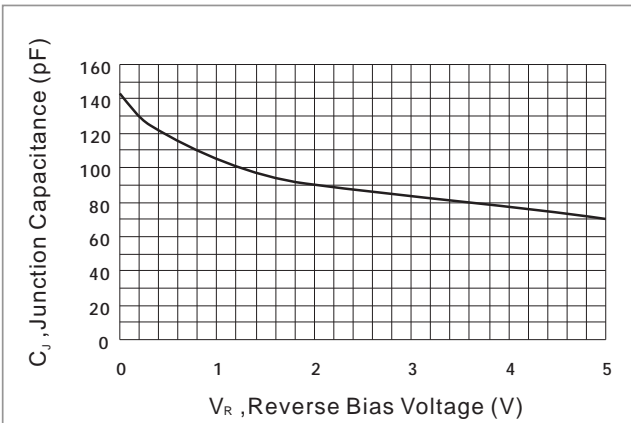


Fig.3 Typical Junction Capacitance

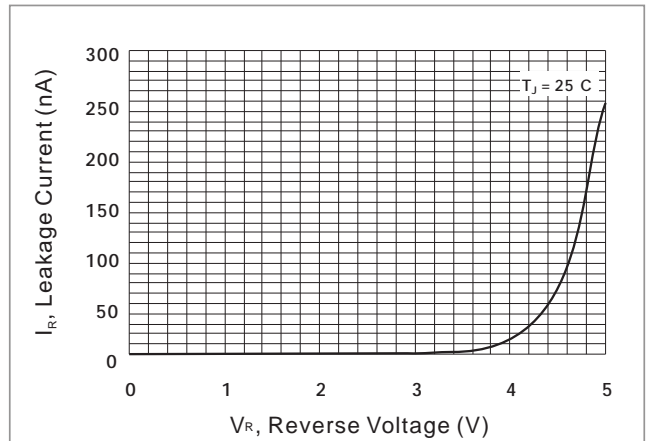


Fig.4 Typical Reverse Characteristics

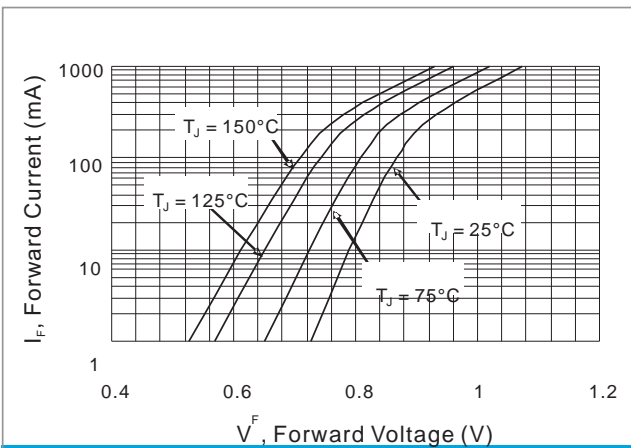


Fig.5 Typical Forward Characteristics

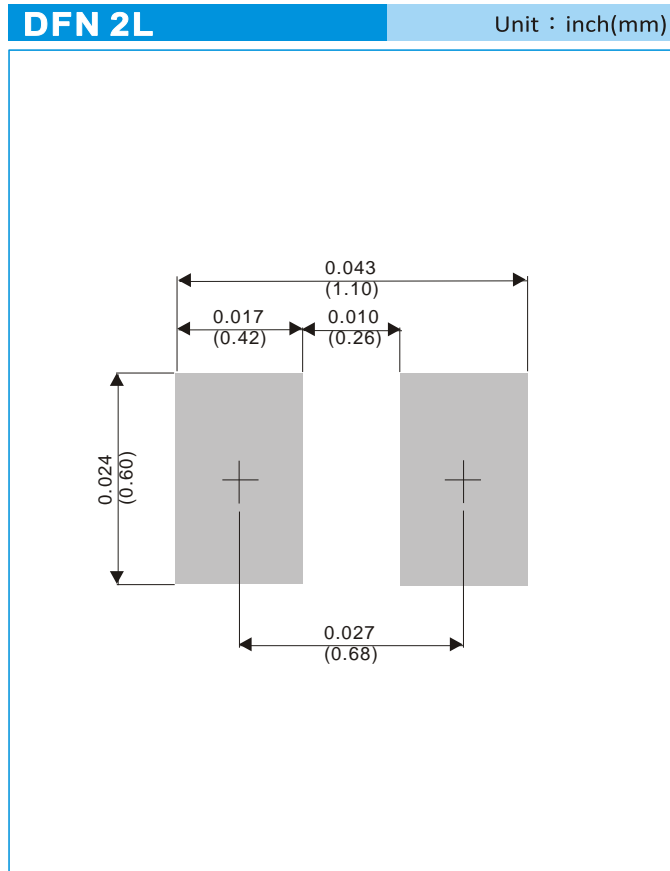


PJSD05FN2

Part No Packing Code Version

Part No Packing Code	Package Type	Packing Type	Marking	Version
PJSD05FN2_R1_00001	DFN 2L	8K pcs / 7" reel	BA	Halogen free

MOUNTING PAD LAYOUT





PJSD05FN2

Disclaimer

- Reproducing and modifying information of the document is prohibited without permission from Panjit International Inc..
- Panjit International Inc. reserves the rights to make changes of the content herein the document anytime without notification. Please refer to our website for the latest document.
- Panjit International Inc. disclaims any and all liability arising out of the application or use of any product including damages incidentally and consequentially occurred.
- Panjit International Inc. does not assume any and all implied warranties, including warranties of fitness for particular purpose, non-infringement and merchantability.
- Applications shown on the herein document are examples of standard use and operation. Customers are responsible in comprehending the suitable use in particular applications. Panjit International Inc. makes no representation or warranty that such applications will be suitable for the specified use without further testing or modification.
- The products shown herein are not designed and authorized for equipments requiring high level of reliability or relating to human life and for any applications concerning life-saving or life-sustaining, such as medical instruments, transportation equipment, aerospace machinery et cetera. Customers using or selling these products for use in such applications do so at their own risk and agree to fully indemnify Panjit International Inc. for any damages resulting from such improper use or sale.
- Since Panjit uses lot number as the tracking base, please provide the lot number for tracking when complaining.