



Main

Range of Product	Modicon TM3
Product or Component Type	Discrete input module
Range Compatibility	Modicon M241 Modicon M251 Modicon M221 Modicon M262
Discrete input number	8 input IEC 61131-2 Type 1
Discrete input voltage	120 V
Discrete input current	7.5 mA input

Complementary

Discrete I/O number	8
Current consumption	0 mA 24 V DC via bus connector at state on) 0 mA 24 V DC via bus connector at state off) 70 mA 5 V DC via bus connector at state on) 25 mA 5 V DC via bus connector at state off)
Discrete input voltage type	AC
Voltage state 1 guaranteed	79...132 V input
Current state 1 guaranteed	2...15 mA input)
Voltage state 0 guaranteed	0...20 V input
Current state 0 guaranteed	<= 15 mA input)
Input impedance	11 kOhm
Response time	25 ms (turn-on) 30 ms (turn-off)
Local signalling	For input status 1 LED per channel (green)
Electrical connection	11 x 2.5 mm ² removable screw terminal block pitch 5.08 mm for inputs
Insulation	Non-insulated between inputs Between input and internal logic 1500 V AC Between input groups 1500 V AC
Marking	CE
Mounting support	Top hat type TH35-15 rail IEC 60715 Top hat type TH35-7.5 rail IEC 60715 Plate or panel with fixing kit
Height	3.54 in (90 mm)
Depth	3.33 in (84.6 mm)
Width	1.08 in (27.4 mm)

Environment

Standards	EN/IEC 61010-2-201 EN/IEC 61131-2
Product Certifications	CULus C-tick
Resistance to electrostatic discharge	8 kV in air EN/IEC 61000-4-2 4 kV on contact EN/IEC 61000-4-2
Resistance to electromagnetic fields	9.14 V/m (10 V/m) 80 MHz...1 GHz EN/IEC 61000-4-3 2.74 V/m (3 V/m) 1.4 GHz...2 GHz EN/IEC 61000-4-3 0.91 V/m (1 V/m) 2 GHz...3 GHz EN/IEC 61000-4-3
Resistance to magnetic fields	98.43 A/m (30 A/m) 50/60 Hz EN/IEC 61000-4-8

Resistance to fast transients	1 kV I/OEN/IEC 61000-4-4
Surge withstand	2 kV I/O common mode EN/IEC 61000-4-5 AC
Resistance to conducted disturbances	10 V 0.15...80 MHz EN/IEC 61000-4-6 3 V spot frequency (2, 3, 4, 6.2, 8.2, 12.6, 16.5, 18.8, 22, 25 MHz) Marine specification (LR, ABS, DNV, GL)
Electromagnetic emission	Radiated emissions 40 dB μ V/m QP class A 10 m)30...230 MHz EN/IEC 55011 Radiated emissions 47 dB μ V/m QP class A 10 m)230...1000 MHz EN/IEC 55011
Ambient Air Temperature for Operation	14...95 °F (-10...35 °C) vertical installation 14...131 °F (-10...55 °C) horizontal installation
Ambient Air Temperature for Storage	-13...158 °F (-25...70 °C)
Relative humidity	10...95 %, without condensation in operation) 10...95 %, without condensation in storage)
IP degree of protection	IP20 with protective cover in place
Pollution degree	2
Operating altitude	0...6561.68 ft (0...2000 m)
Storage altitude	0.00...9842.52 ft (0...3000 m)
Vibration resistance	3.5 mm 5...8.4 Hz DIN rail 3 gn 8.4...150 Hz DIN rail 3.5 mm 5...8.4 Hz panel 3 gn 8.4...150 Hz panel
Shock resistance	15 gn 11 ms

Ordering and shipping details

Category	22533-M2XX PLC & ACCESSORIES
Discount Schedule	MSX
GTIN	3606480611629
Nbr. of units in pkg.	1
Package weight(Lbs)	8.11 oz (230.0 g)
Returnability	Yes
Country of origin	TW

Packing Units

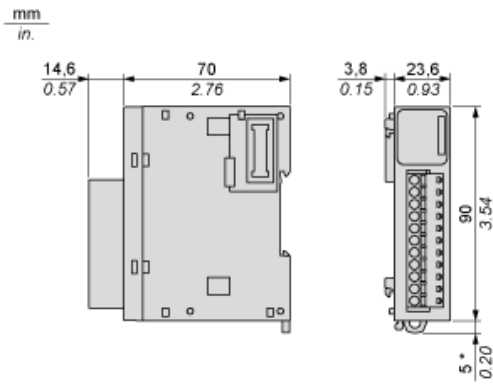
Unit Type of Package 1	PCE
Package 1 Height	2.95 in (7.5 cm)
Package 1 width	4.13 in (10.5 cm)
Package 1 Length	4.92 in (12.5 cm)
Unit Type of Package 2	S04
Number of Units in Package 2	42
Package 2 Weight	21.78 lb(US) (9.88 kg)
Package 2 Height	11.81 in (30 cm)
Package 2 width	15.75 in (40 cm)
Package 2 Length	23.62 in (60 cm)

Offer Sustainability

Sustainable offer status	Green Premium product
California proposition 65	WARNING: This product can expose you to chemicals including: Lead and lead compounds, which is known to the State of California to cause cancer and birth defects or other reproductive harm. For more information go to www.P65Warnings.ca.gov
REACH Regulation	REACH Declaration
REACH free of SVHC	Yes
EU RoHS Directive	Pro-active compliance (Product out of EU RoHS legal scope) EU RoHS Declaration
Toxic heavy metal free	Yes
Mercury free	Yes
RoHS exemption information	Yes
China RoHS Regulation	China RoHS Declaration

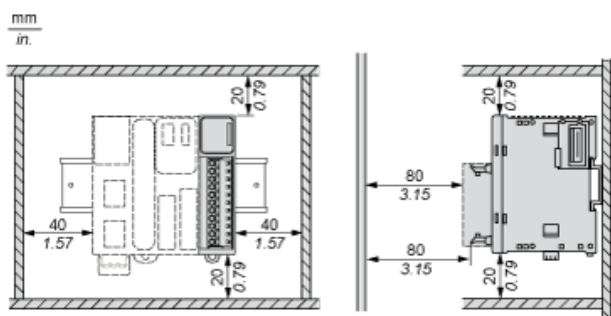
Environmental Disclosure	Product Environmental Profile
Circularity Profile	End Of Life Information
WEEE	The product must be disposed on European Union markets following specific waste collection and never end up in rubbish bins.
PVC free	Yes

Dimensions

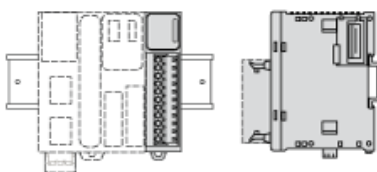


(*) 8.5 mm/0.33 in. when the clamp is pulled out.

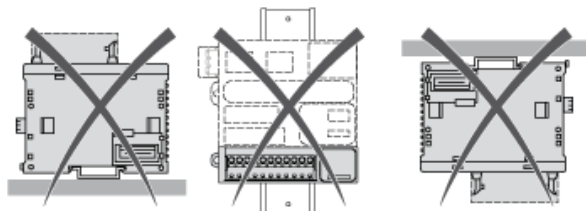
Spacing Requirements



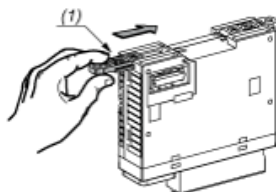
Mounting on a Rail



Incorrect Mounting

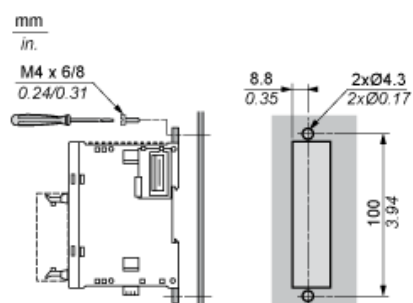


Mounting on a Panel Surface



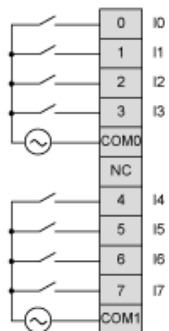
- (1) Install a mounting strip

Mounting Hole Layout



Digital Input Module (8-channel, 120 Vac)

Wiring Diagram



The COM0 and COM1 terminal are not connected internally.