
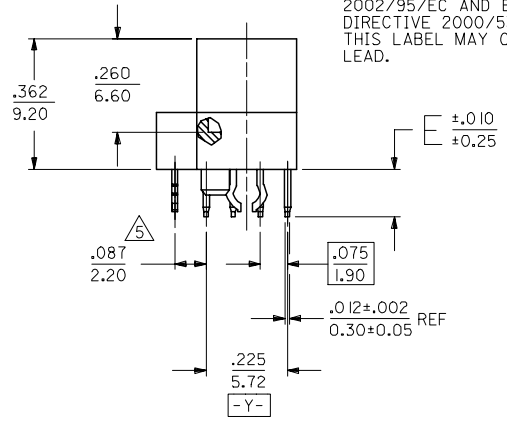
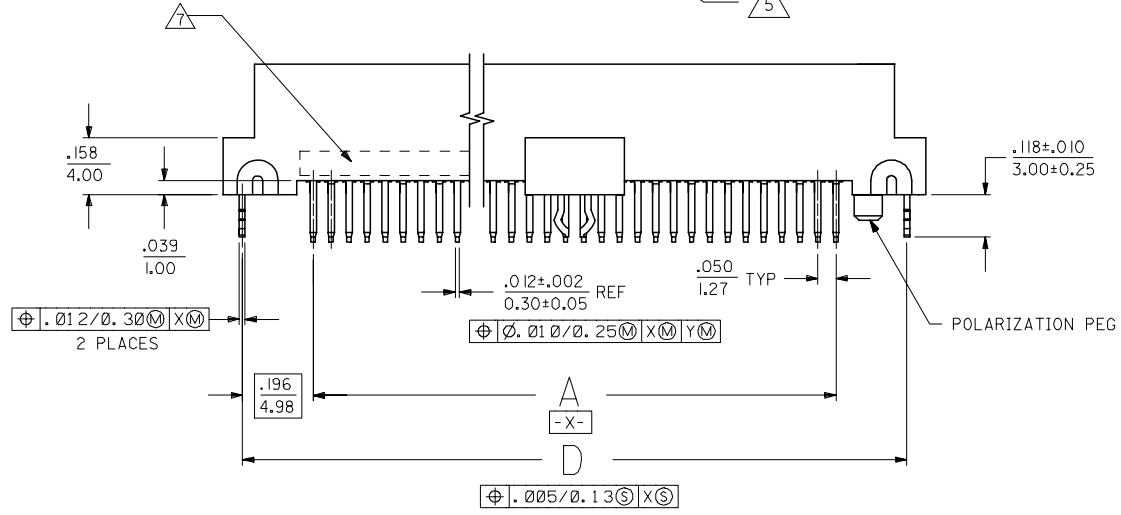


**NOTES:**

- 1) MATERIALS:  
HOUSING - LIQUID CRYSTAL POLYMER (LCP), GLASS FILLED, UL94V-0, COLOR: BLACK  
TERMINALS - COPPPER ALLOY  
METAL PEGS - COPPPER ALLOY
- 2) TERMINAL FINISH:  
30 MICROINCH/0.76 MICROMETER MINIMUM GOLD IN CONTACT AREA AND 50 MICROINCH/1.27 MICROMETER MINIMUM TIN IN TAIL AREA OVER NICKEL UNDERPLATING OVERALL.
- 3) ASSEMBLY MATES WITH MOLEX P/N SDA-71660-\*\*\*\*.
- 4) CONFORMS TO PRODUCT SPECIFICATION PS-71660.
- 5) CENTER PEG IS ONLY ON I20 AND I30 CIRCUIT ASSEMBLIES.
- 6) RECOMMENDED P.C. BOARD THICKNESS IS .062 (1.6).
- 7) FOUR DIGIT DATE CODE (WK YR), EXAMPLE => 26 96 LOCATED IN AREA INDICATED.
- 8) SEE CHART ON SHEET 2 FOR PACKAGING INFORMATION.

**NOTE FOR LEAD FREE CONVERSION:**

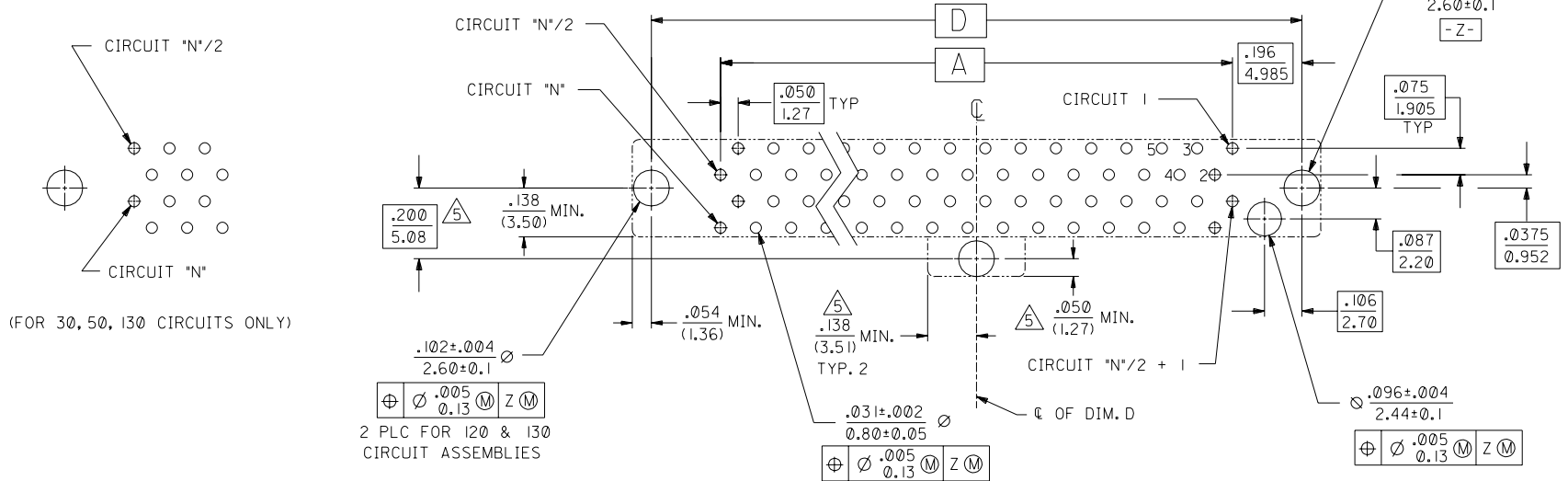
THE PRIMARY SHIPPING CARTON WILL BE LABELED "COMPLIANT TO RoHS DIRECTIVE 2002/95/EC AND ELV ANNEX II OF DIRECTIVE 2000/53/EC". CARTONS WITHOUT THIS LABEL MAY CONTAIN PRODUCT WITH LEAD.



60 CIRCUIT ASSEMBLY SHOWN  
SCALE- 2:1

CHG TERMINAL MATL EC NO: UCP2005-0775 DRAWN: BARKER 2005/06/13 CHKD: MORGAN 2005/06/13 APPR: SMILLER 2005/06/23 M	QUALITY SYMBOLS ▽=0 ▽=0	GENERAL TOLERANCES (UNLESS SPECIFIED)		DIMENSION STYLE IN/MM		SCALE 1:1	DESIGN UNITS INCH	THIRD ANGLE PROJECTION
		4 PLACES ± --- ± --- 3 PLACES ± --- ± .005 2 PLACES ± 0.13 ± .010 1 PLACE ± 0.25 ± --- ANGULAR ±1/2°	DRAWN BY RAN CHECKED BY RAN APPROVED BY CAB MATERIAL NO. SEE TABLE	DATE 1992/06/15 DATE 1992/06/15 DATE 1992/06/15	TITLE SALES ASSEMBLY MOLEX EBBI 50D VERTICAL PLUG CONNECTOR MOLEX INCORPORATED	DOCUMENT NO. SDA-71661-1***	SHEET NO. 1 OF 2	
DRAFT WHERE APPLICABLE MUST REMAIN WITHIN DIMENSIONS		THIS DRAWING CONTAINS INFORMATION THAT IS PROPRIETARY TO MOLEX INCORPORATED AND SHOULD NOT BE USED WITHOUT WRITTEN PERMISSION						

2	K
1	M
SHT	REV



RECOMMENDED PC BOARD LAYOUT  
 COMPONENT SIDE  
 (FOR 40, 60, 68, 80, 100, 120 CIRCUITS ONLY)

71661-1430	015-92-2530	130	3.200 (81.28)	3.426 (87.02)	3.699 (93.95)	3.592 (91.25)	.110 (2.79)	TRAYS PER PK-71660
71661-1420	015-92-2520	120	2.950 (74.93)	3.176 (80.67)	3.449 (87.60)	3.342 (84.90)	.110 (2.79)	TRAYS PER PK-71660
71661-1400	015-92-2500	100	2.450 (62.23)	2.676 (67.97)	2.949 (74.90)	2.842 (72.20)	.110 (2.79)	TRAYS PER PK-71660
71661-1381	015-92-2481	80	1.950 (49.53)	2.176 (55.27)	2.449 (62.20)	2.342 (59.50)	.110 (2.79)	TUBES PER PK-70873-0817
71661-1380	015-92-2480	80	1.950 (49.53)	2.176 (55.27)	2.449 (62.20)	2.342 (59.50)	.110 (2.79)	TRAYS PER PK-71660
71661-1368	015-92-2468	68	1.650 (41.91)	1.875 (47.65)	2.149 (54.58)	2.042 (51.88)	.110 (2.79)	TRAYS PER PK-71660
71661-1360	015-92-2460	60	1.450 (36.83)	1.676 (42.57)	1.949 (49.50)	1.842 (46.80)	.110 (2.79)	TRAYS PER PK-71660
71661-1350	015-92-2450	50	1.200 (30.48)	1.426 (36.22)	1.699 (43.15)	1.592 (40.45)	.110 (2.79)	TRAYS PER PK-71660
71661-1340	015-92-2440	40	.950 (24.13)	1.176 (29.87)	1.449 (36.80)	1.342 (34.10)	.110 (2.79)	TRAYS PER PK-71660
71661-1330	015-92-2430	30	.700 (17.78)	.925 (23.52)	1.199 (30.45)	1.092 (27.75)	.110 (2.79)	TRAYS PER PK-71660
71661-1130	015-92-2130	130	3.200 (81.28)	3.426 (87.02)	3.699 (93.95)	3.592 (91.25)	.134 (3.40)	TRAYS PER PK-71660
71661-1120	015-92-2120	120	2.950 (74.93)	3.176 (80.67)	3.449 (87.60)	3.342 (84.90)	.134 (3.40)	TRAYS PER PK-71660
71661-1100	015-92-2100	100	2.450 (62.23)	2.676 (67.97)	2.949 (74.90)	2.842 (72.20)	.134 (3.40)	TRAYS PER PK-71660
71661-1080	015-92-2080	80	1.950 (49.53)	2.176 (55.27)	2.449 (62.20)	2.342 (59.50)	.134 (3.40)	TRAYS PER PK-71660
71661-1068	015-92-2068	68	1.650 (41.91)	1.875 (47.65)	2.149 (54.58)	2.042 (51.88)	.134 (3.40)	TRAYS PER PK-71660
71661-1060	015-92-2060	60	1.450 (36.83)	1.676 (42.57)	1.949 (49.50)	1.842 (46.80)	.134 (3.40)	TRAYS PER PK-71660
71661-1050	015-92-2050	50	1.200 (30.48)	1.426 (36.22)	1.699 (43.15)	1.592 (40.45)	.134 (3.40)	TRAYS PER PK-71660
71661-1040	015-92-2040	40	.950 (24.13)	1.176 (29.87)	1.449 (36.80)	1.342 (34.10)	.134 (3.40)	TRAYS PER PK-71660
71661-1030	015-92-2030	30	.700 (17.78)	.925 (23.52)	1.199 (30.45)	1.092 (27.75)	.134 (3.40)	TRAYS PER PK-71660
ENGINEERING NUMBER	EDP NUMBER	CIRCUIT SIZE ("N")	A	B	C	D	E	PACKAGING

K	SEE SHEET 1
J	SEE SHEET 1

DIMENSIONS SHOWN (METRIC) INCH		▽ = 0		MFG, SH, REV, LTR, REVISIONS	
UNLESS OTHERWISE SPECIFIED TOLERANCES: ANGULAR ± 1/2°		REVISE ONLY ON CAD SYSTEM			
3 PLACE ± .005	INCH	---	METRIC	TITLE	
2 PLACE ± .01	---	± 0.13	---	SALES ASSEMBLY	
1 PLACE ---	---	± 0.25	---	MOLEX EBBI 50D VERTICAL	
DRAFT WHERE APPLICABLE MUST REMAIN WITHIN DIMENSIONS		MOLEX INCORPORATED		PLUG CONNECTOR	
DRWG. BY: RAN		CHK'D BY: RAN		SHEET NO. DATE	
APP'D BY: CAB		SCALE: 4: 1		2 6/15/92	
FILE NAME: S71661X1		THIS DRAWING CONTAINS INFORMATION THAT IS PROPRIETARY TO MOLEX INC. AND SHOULD NOT BE USED WITHOUT WRITTEN PERMISSION		DIV. SIZE	
S82				C C	