

Safety relays - PSR-SCP- 24UC/ESA4/2X1/1X2 - 2963750

Please be informed that the data shown in this PDF Document is generated from our Online Catalog. Please find the complete data in the user's documentation. Our General Terms of Use for Downloads are valid (<http://phoenixcontact.com/download>)




Safety relay for emergency stop and safety door monitoring up to SIL 3 or Cat. 4, PL e in accordance with EN ISO 13849, 2-channel operation, 2 enabling current paths, nominal input voltage of 24 V AC/DC, plug-in screw terminal blocks

Your advantages

- ✓ Up to Cat. 4/PL e in accordance with EN ISO 13849-1, SIL 3 in accordance with IEC 62061, SIL 3 in accordance with IEC 61508
- ✓ 2 channel control
- ✓ 2 enabling current paths, 1 signaling current path
- ✓ Manually monitored and automatic activation in a single device



Key Commercial Data

Packing unit	1 pc
GTIN	 4 017918 823634
GTIN	4017918823634
Weight per Piece (excluding packing)	244.800 g
Custom tariff number	85371098
Country of origin	Germany

Technical data

Dimensions

Width	22.5 mm
Height	99 mm
Depth	114.5 mm

Ambient conditions

Ambient temperature (operation)	-20 °C ... 55 °C
---------------------------------	------------------

Safety relays - PSR-SCP- 24UC/ESA4/2X1/1X2 - 2963750

Technical data

Ambient conditions

Ambient temperature (storage/transport)	-40 °C ... 70 °C
Max. permissible relative humidity (operation)	75 % (on average, 85% infrequently, non-condensing)
Max. permissible humidity (storage/transport)	75 % (on average, 85% infrequently, non-condensing)
Maximum altitude	≤ 2000 m (Above sea level)

Input data

Nominal input voltage U_N	24 V AC/DC
Input voltage range in reference to U_N	0.85 ... 1.1
Typical input current at U_N	140 mA AC
	65 mA DC
Voltage at input/start and feedback circuit	approx. 24 V DC
Typical response time	100 ms (automatic start)
Typical release time	45 ms (single-channel)
	10 ms (two-channel)
Concurrence	∞
Recovery time	1 s
Operating voltage display	Green LED
Status display	Green LED
Protective circuit	Surge protection Suppressor diode
Max. permissible overall conductor resistance	approx. 50 Ω (Input and start circuits at U_N)

Output data

Contact type	2 enabling current paths
	1 signaling current path
Contact material	AgSnO ₂ , + 0.2 μ m Au
Maximum switching voltage	250 V AC/DC
Minimum switching voltage	15 V AC/DC
Limiting continuous current	6 A (N/O contact)
Maximum inrush current	6 A
Inrush current, minimum	25 mA
Sq. Total current	72 A ² ($I_{TH}^2 = I_1^2 + I_2^2$)
Interrupting rating (ohmic load) max.	144 W (24 V DC, $\tau = 0$ ms)
	288 W (48 V DC, $\tau = 0$ ms)
	77 W (110 V DC, $\tau = 0$ ms)
	88 W (220 V DC, $\tau = 0$ ms)
	1500 VA (250 V AC, $\tau = 0$ ms)
Maximum interrupting rating (inductive load)	48 W (24 V DC, $\tau = 40$ ms)
	40 W (48 V DC, $\tau = 40$ ms)

Safety relays - PSR-SCP- 24UC/ESA4/2X1/1X2 - 2963750

Technical data

Output data

	35 W (110 V DC, $\tau = 40$ ms)
	35 W (220 V DC, $\tau = 40$ ms)
Switching capacity min.	0.4 W
Mechanical service life	approx. 10^7 cycles
Switching capacity (360/h cycles)	6 A (24 V DC)
	5 A (230 V AC)
Output fuse	10 A gL/gG NEOZED (N/O contact)
	6 A gL/gG NEOZED (N/C contact)

General

Relay type	Electromechanical relay with force-guided contacts in accordance with IEC/EN 61810-3
Nominal operating mode	100% operating factor
Net weight	221.2 g
Mounting position	any
Mounting type	DIN rail mounting
Degree of protection	IP20
Min. degree of protection of inst. location	IP54
Housing material	Polyamide
Housing color	yellow

Connection data

Connection method	Screw connection
pluggable	Yes
Conductor cross section solid	0.2 mm ² ... 2.5 mm ²
Conductor cross section flexible	0.2 mm ² ... 2.5 mm ²
Conductor cross-section AWG	24 ... 12
Stripping length	7 mm
Screw thread	M3

Safety-related characteristic data

Stop category in accordance with IEC 60204	0
Designation	IEC 61508 - High demand
Safety Integrity Level (SIL)	3
Designation	IEC 61508 - Low demand
Safety Integrity Level (SIL)	3
Designation	EN ISO 13849
Performance level (PL)	e
Category	4

Safety relays - PSR-SCP- 24UC/ESA4/2X1/1X2 - 2963750

Technical data

Safety-related characteristic data

Designation	EN 62061
Safety Integrity Level (SIL)	3

Standards and Regulations

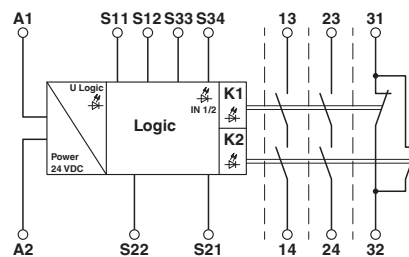
Designation	Air clearances and creepage distances between the power circuits
Standards/regulations	DIN EN 50178/VDE 0160
Rated insulation voltage	250 V
Rated surge voltage/insulation	6 kV / Safe isolation, increased insulation
Degree of pollution	2
Overvoltage category	III
Shock	15g
Vibration (operation)	10 Hz ... 150 Hz, 2g

Environmental Product Compliance

REACH SVHC	Lead 7439-92-1
China RoHS	Environmentally Friendly Use Period = 50 years
	For details about hazardous substances go to tab "Downloads", Category "Manufacturer's declaration"

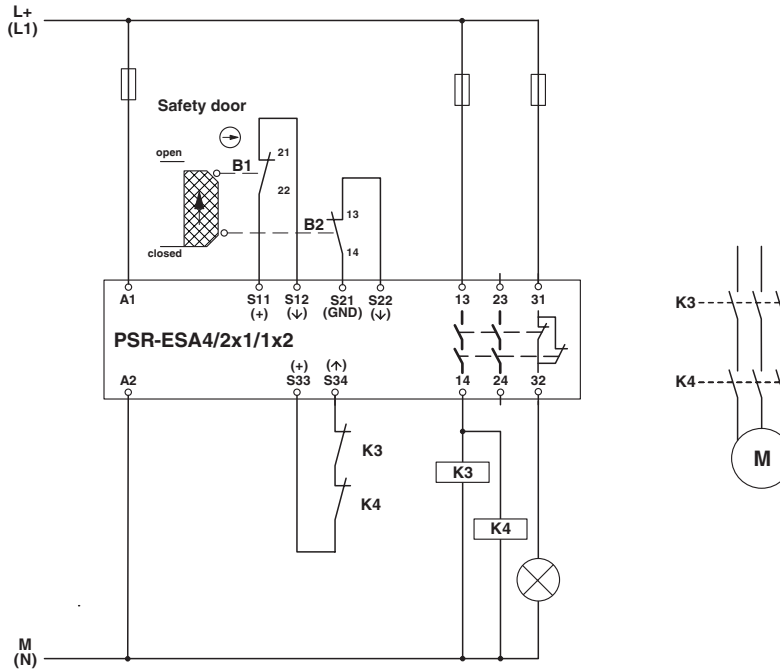
Drawings

Circuit diagram



Safety relays - PSR-SCP- 24UC/ESA4/2X1/1X2 - 2963750

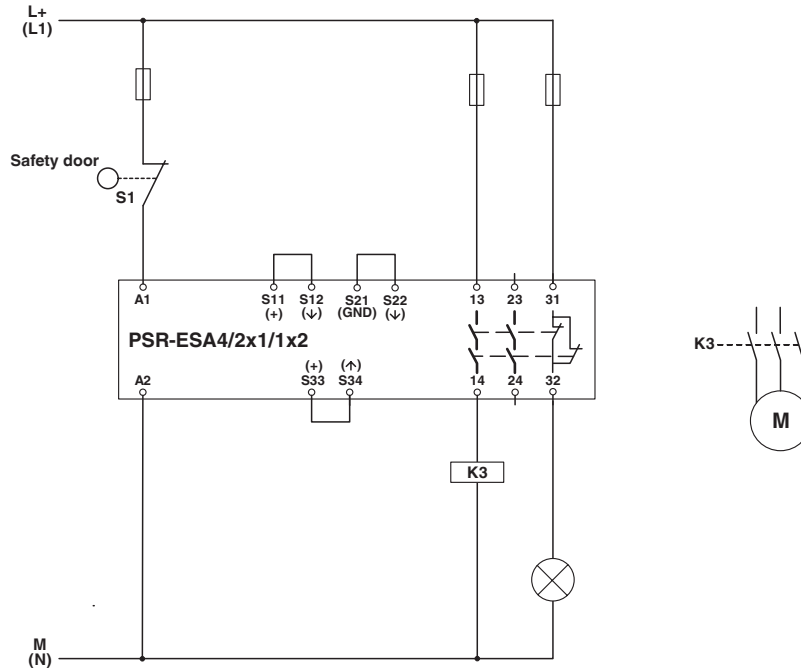
Circuit diagram



Two-channel safety door monitoring

Safety relays - PSR-SCP- 24UC/ESA4/2X1/1X2 - 2963750

Circuit diagram



Single-channel safety door monitoring

Classifications

eCl@ss

eCl@ss 10.0.1	27371819
eCl@ss 11.0	27371819
eCl@ss 4.0	40020600
eCl@ss 4.1	40020600
eCl@ss 5.0	27371900
eCl@ss 5.1	27371900
eCl@ss 6.0	27371800
eCl@ss 7.0	27371819
eCl@ss 9.0	27371819

ETIM

ETIM 2.0	EC000196
ETIM 3.0	EC001449
ETIM 4.0	EC001449
ETIM 6.0	EC001449
ETIM 7.0	EC001449

Safety relays - PSR-SCP- 24UC/ESA4/2X1/1X2 - 2963750

Classifications

UNSPSC

UNSPSC 6.01	30211901
UNSPSC 7.0901	39121501
UNSPSC 11	39121501
UNSPSC 12.01	39121501
UNSPSC 13.2	39121501
UNSPSC 18.0	39122205
UNSPSC 19.0	39122205
UNSPSC 20.0	39122205
UNSPSC 21.0	39122205

Approvals

Approvals

Approvals

UL Listed / cUL Listed / EAC / Functional Safety / Functional Safety / Functional Safety / UL Listed / cUL Listed / Functional Safety / EAC / EAC

Ex Approvals

Approval details

UL Listed		http://database.ul.com/cgi-bin/XYV/template/LISEXT/1FRAME/index.htm	FILE E 140324
-----------	--	---	---------------

cUL Listed		http://database.ul.com/cgi-bin/XYV/template/LISEXT/1FRAME/index.htm	FILE E 140324
------------	--	---	---------------

EAC		RU C- DE.A*30.B.01082
-----	--	--------------------------

Functional Safety		01/205/0652.03/22
-------------------	--	-------------------

Safety relays - PSR-SCP- 24UC/ESA4/2X1/1X2 - 2963750

Approvals

Functional Safety			968/EZ 404.05/22
Functional Safety			968/EZ 404.05/22
UL Listed		http://database.ul.com/cgi-bin/XYV/template/LISEXT/1FRAME/index.htm	FILE E 140324
cUL Listed		http://database.ul.com/cgi-bin/XYV/template/LISEXT/1FRAME/index.htm	FILE E 140324
Functional Safety			01/205/0652.03/22
EAC			EAC-Zulassung
EAC			EAC-Zulassung