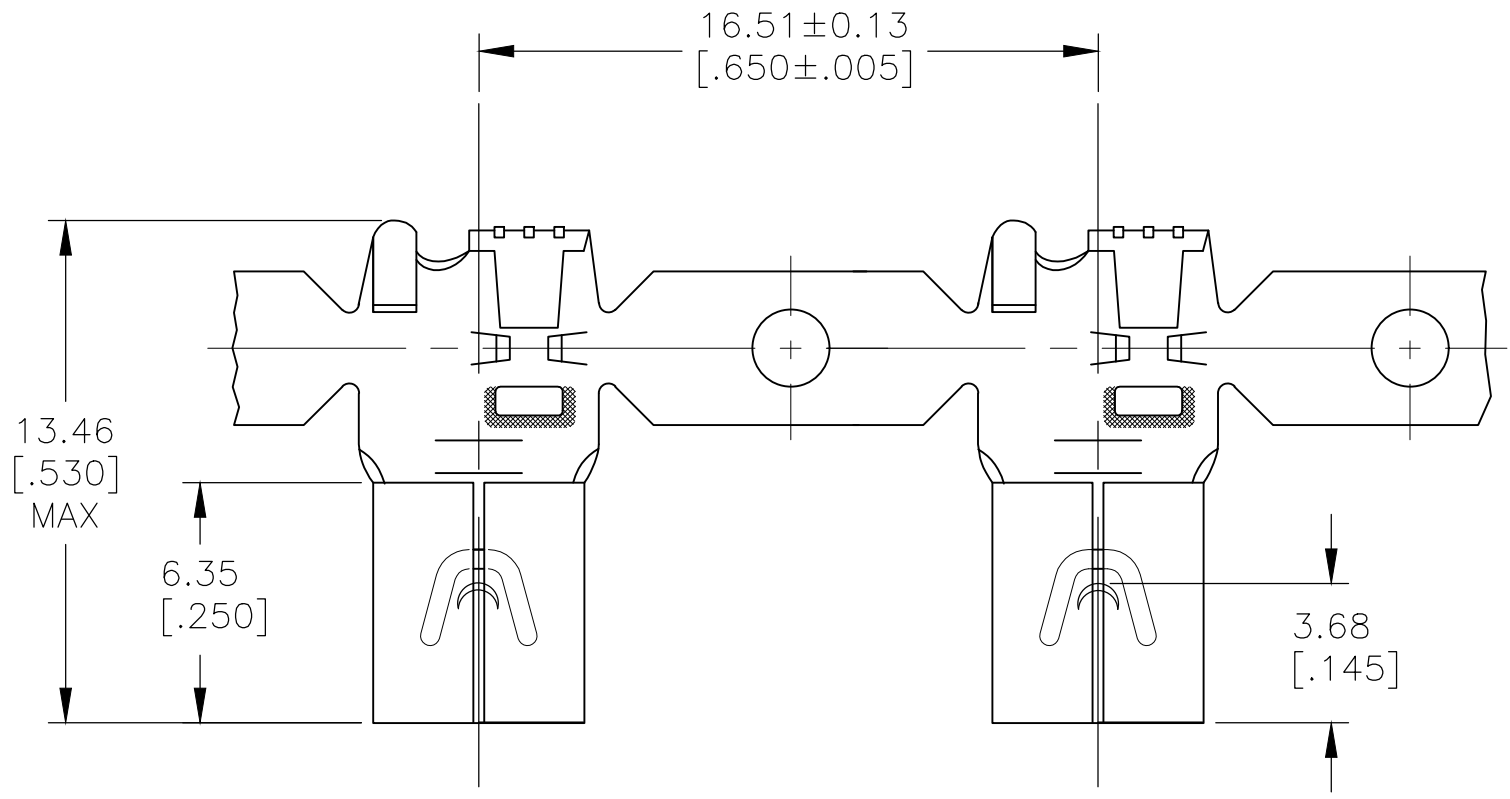
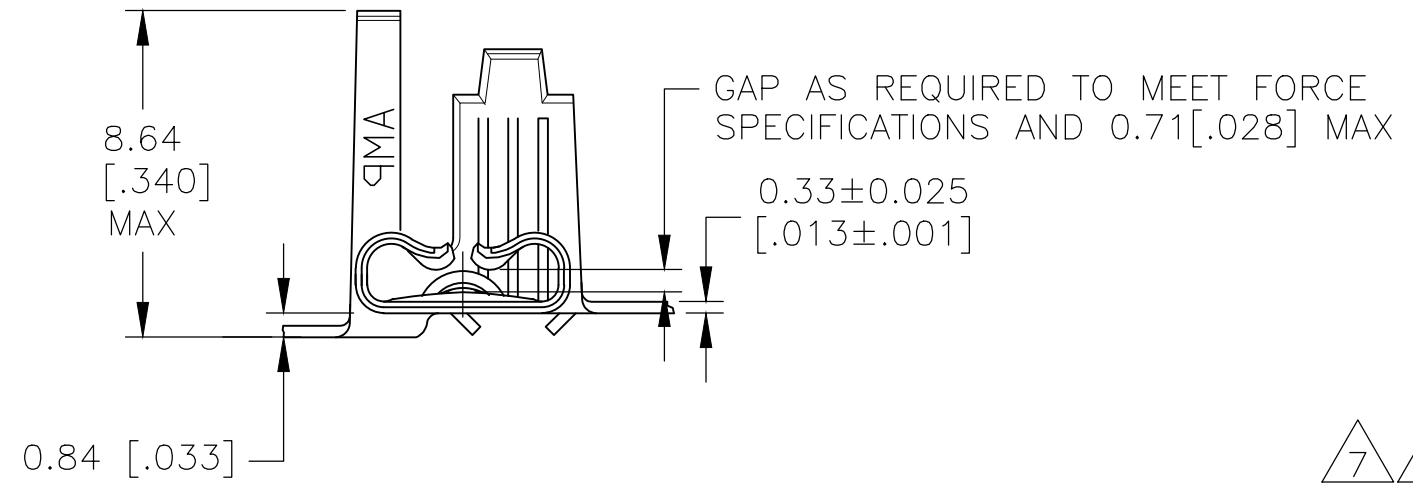
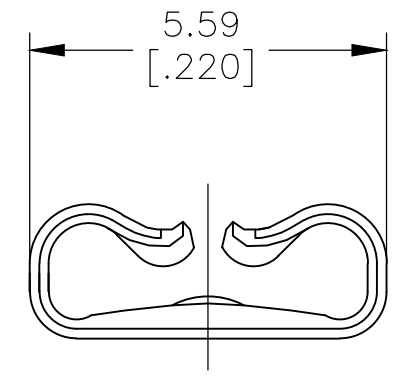


THIS DRAWING IS UNPUBLISHED. RELEASED FOR PUBLICATION
 © COPYRIGHT - By - ALL RIGHTS RESERVED.

| REVISIONS | | | | | |
|-----------|-----|---------------------------|------------|-----|------|
| P | LTR | DESCRIPTION | DATE | DWN | APVD |
| A5 | | REVISED PER ECR-18-004893 | 02MAY2018 | BDA | DH |
| A6 | | REVISED PER ECR-20-009164 | 10JULY2020 | MK | DH |



- 1 CONTINUOUS STRIP ON REELS
- 2 WIRE SIZE #20-#16 AWG
- 3 INSULATION RANGE 2.79-4.32 [.110-.170] DIA
- 4 MATING TAB THK IS 0.84-0.76 [.033-.030]
- 5 UL APPROVAL FOR AWG 20-16
- 6 UL APPROVAL PENDING FOR AWG 20-16
- 7 OBSOLETE/SUPERSEDED BY PN 2238200-3



| | | | | |
|---|---|--------------|----------|-----------|
| 7 | 6 | TIN | BRASS | 2238041-2 |
| 5 | | NICKEL PLATE | T2 STEEL | 2238041-1 |
| | | FINISH | MATERIAL | PART NO. |

| | | | | | | | | | | | | | | | | | | | |
|--|---------------|-------------------------------|---|------------------|-----|--------------|-----------------|-----------|-----|-------|-----|--------|-----|-------------------|-----------------------|------------|--------------------|-------------------------|--------------------|
| THIS DRAWING IS A CONTROLLED DOCUMENT. | | DWN JR RUTH 29JUL2013 | STE TE Connectivity | | | | | | | | | | | | | | | | |
| DIMENSIONS: MM [INCHES] | | CHK P DESANTIS 29JUL13 | | | | | | | | | | | | | | | | | |
| TOLERANCES UNLESS OTHERWISE SPECIFIED: | | APVD P DESANTIS 29JUL13 | NAME RECEPTACLE, FASTON, FLAG, 4.75 [.187] SERIES | | | | | | | | | | | | | | | | |
| <table border="0"> <tr><td>0 PLC</td><td>± -</td></tr> <tr><td>1 PLC</td><td>± -</td></tr> <tr><td>2 PLC</td><td>± 0.25 [.010]</td></tr> <tr><td>3 PLC</td><td>± -</td></tr> <tr><td>4 PLC</td><td>± -</td></tr> <tr><td>ANGLES</td><td>± -</td></tr> </table> | | 0 PLC | ± - | 1 PLC | ± - | 2 PLC | ± 0.25 [.010] | 3 PLC | ± - | 4 PLC | ± - | ANGLES | ± - | PRODUCT SPEC - | APPLICATION SPEC - | SIZE A3 | CAGE CODE 00779 | DRAWING NO C-2238041 | RESTRICTED TO - |
| 0 PLC | ± - | | | | | | | | | | | | | | | | | | |
| 1 PLC | ± - | | | | | | | | | | | | | | | | | | |
| 2 PLC | ± 0.25 [.010] | | | | | | | | | | | | | | | | | | |
| 3 PLC | ± - | | | | | | | | | | | | | | | | | | |
| 4 PLC | ± - | | | | | | | | | | | | | | | | | | |
| ANGLES | ± - | | | | | | | | | | | | | | | | | | |
| MATERIAL SEE TABLE | | FINISH SEE TABLE | WEIGHT | CUSTOMER DRAWING | | SCALE 5:1 | SHEET 1 OF 1 | REV A6 | | | | | | | | | | | |