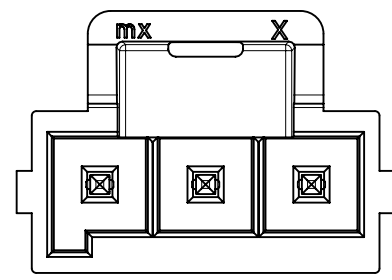
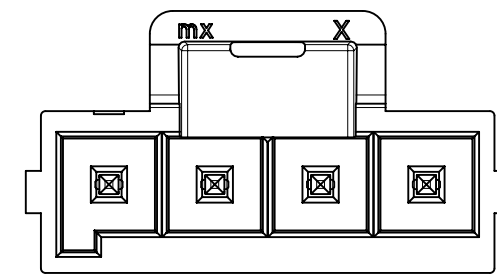


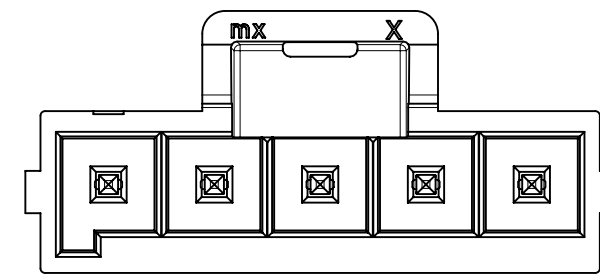
2 CKT



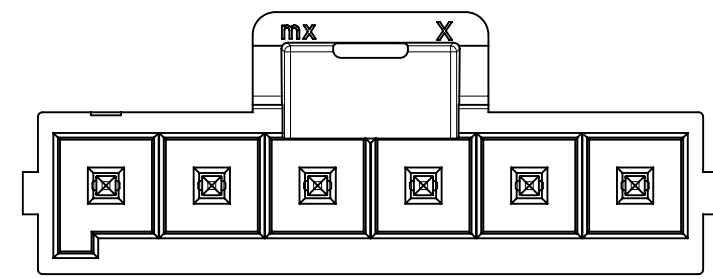
3 CKT



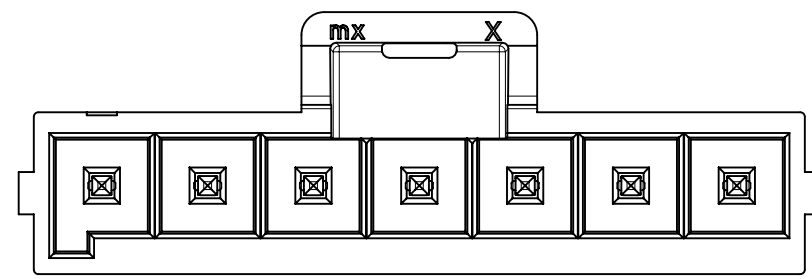
4 CKT



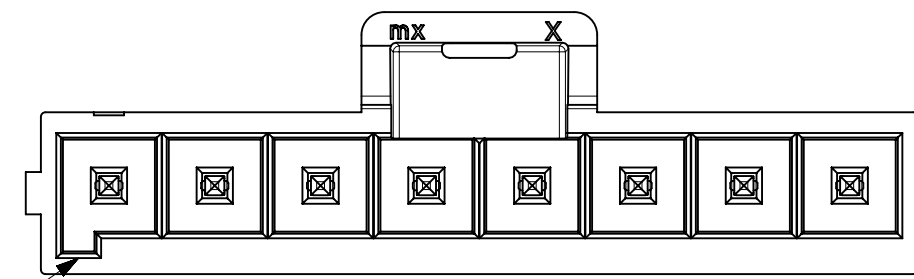
5 CKT



6 CKT



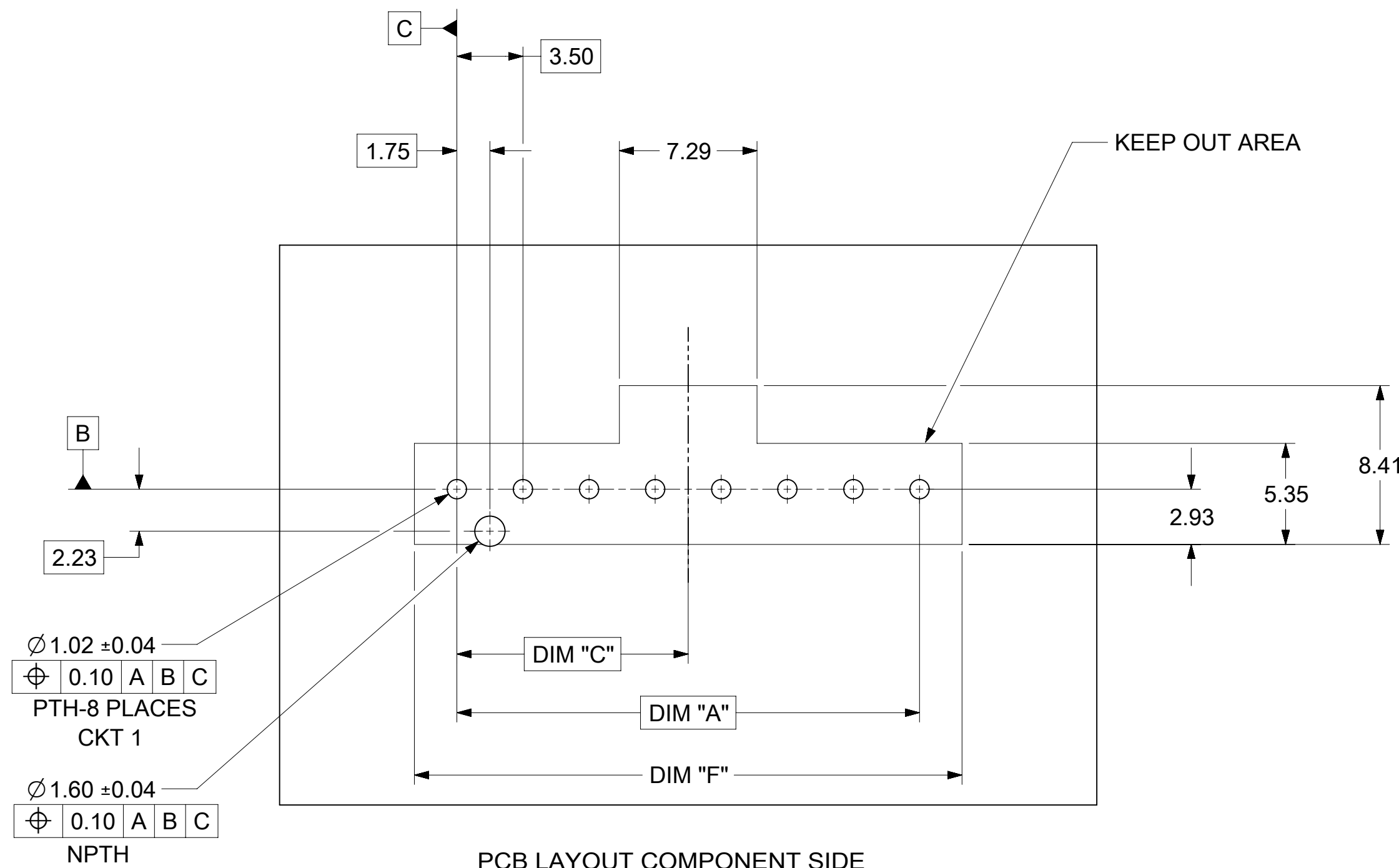
7 CKT



8 CKT

KEY A
(BLACK)

KEY B
(NATURAL)



NOTE: DATUM -A- IS ON THE COMPONENT SIDE PCB

TIN PLATING						
PART NO.	COLOR	CIRCUIT SIZE	KEY OPTION	DIM A	DIM F	DIM C
172286-1102	BLACK	2	KEY A	3.50	8.00	1.75
172286-1103	BLACK	3	KEY A	7.00	11.50	3.50
172286-1104	BLACK	4	KEY A	10.50	15.00	5.25
172286-1105	BLACK	5	KEY A	14.00	18.50	7.00
172286-1106	BLACK	6	KEY A	17.50	22.00	8.75
172286-1107	BLACK	7	KEY A	21.00	25.50	10.50
172286-1108	BLACK	8	KEY A	24.50	29.00	12.25
172286-2102	NATURAL	2	KEY B	3.50	8.00	1.75
172286-2103	NATURAL	3	KEY B	7.00	11.50	3.50
172286-2104	NATURAL	4	KEY B	10.50	15.00	5.25
172286-2105	NATURAL	5	KEY B	14.00	18.50	7.00
172286-2106	NATURAL	6	KEY B	17.50	22.00	8.75
172286-2107	NATURAL	7	KEY B	21.00	25.50	10.50
172286-2108	NATURAL	8	KEY B	24.50	29.00	12.25

15 MICROINCH GOLD PLATING						
PART NO.	COLOR	CIRCUIT SIZE	KEY OPTION	DIM A	DIM F	DIM C
172286-1202	BLACK	2	KEY A	3.50	8.00	1.75
172286-1203	BLACK	3	KEY A	7.00	11.50	3.50
172286-1204	BLACK	4	KEY A	10.50	15.00	5.25
172286-1205	BLACK	5	KEY A	14.00	18.50	7.00
172286-1206	BLACK	6	KEY A	17.50	22.00	8.75
172286-1207	BLACK	7	KEY A	21.00	25.50	10.50
172286-1208	BLACK	8	KEY A	24.50	29.00	12.25
172286-2202	NATURAL	2	KEY B	3.50	8.00	1.75
172286-2203	NATURAL	3	KEY B	7.00	11.50	3.50
172286-2204	NATURAL	4	KEY B	10.50	15.00	5.25
172286-2205	NATURAL	5	KEY B	14.00	18.50	7.00
172286-2206	NATURAL	6	KEY B	17.50	22.00	8.75
172286-2207	NATURAL	7	KEY B	21.00	25.50	10.50
172286-2208	NATURAL	8	KEY B	24.50	29.00	12.25

30 MICROINCH GOLD PLATING						
PART NO.	COLOR	CIRCUIT SIZE	KEY OPTION	DIM A	DIM F	DIM C
172286-1302	BLACK	2	KEY A	3.50	8.00	1.75
172286-1303	BLACK	3	KEY A	7.00	11.50	3.50
172286-1304	BLACK	4	KEY A	10.50	15.00	5.25
172286-1305	BLACK	5	KEY A	14.00	18.50	7.00
172286-1306	BLACK	6	KEY A	17.50	22.00	8.75
172286-1307	BLACK	7	KEY A	21.00	25.50	10.50
172286-1308	BLACK	8	KEY A	24.50	29.00	12.25
172286-2302	NATURAL	2	KEY B	3.50	8.00	1.75
172286-2303	NATURAL	3	KEY B	7.00	11.50	3.50
172286-2304	NATURAL	4	KEY B	10.50	15.00	5.25
172286-2305	NATURAL	5	KEY B	14.00	18.50	7.00
172286-2306	NATURAL	6	KEY B	17.50	22.00	8.75
172286-2307	NATURAL	7	KEY B	21.00	25.50	10.50
172286-2308	NATURAL	8	KEY B	24.50	29.00	12.25

THIS DRAWING CONTAINS INFORMATION THAT IS PROPRIETARY TO MOLEX ELECTRONIC TECHNOLOGIES, LLC AND SHOULD NOT BE USED WITHOUT WRITTEN PERMISSION

DIMENSION UNITS	SCALE	CURRENT REV DESC:	molex			
mm	NTS					
GENERAL TOLERANCES (UNLESS SPECIFIED)		EC NO: 717248	ULTRA-FIT VERT HEADER 2-8 CKTS SINGLE ROW WITH KINKED PINS			
ANGULAR TOL	± °	DRWN: LEOW 2022/08/10				
4 PLACES	±	CHK'D: XQZHANG 2022/08/15	PRODUCT CUSTOMER DRAWING			
3 PLACES	±	APPR: XQZHANG 2022/08/15				
2 PLACES	± 0.25	INITIAL REVISION:	DOCUMENT NUMBER	DOC TYPE	DOC PART	REVISION
1 PLACE	± 0.5	DRWN: DROSCA 2014/03/04	SD-172286-1000	PSD	000	B6
0 PLACES	±	APPR: JCOMERCI 2014/04/24	MATERIAL NUMBER	CUSTOMER		SHEET NUMBER
DRAFT WHERE APPLICABLE MUST REMAIN WITHIN DIMENSIONS		THIRD ANGLE PROJECTION	DRAWING	SERIES	SEE TABLE GENERAL MARKET 2 OF 2	