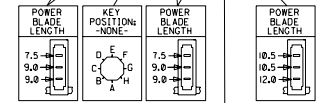
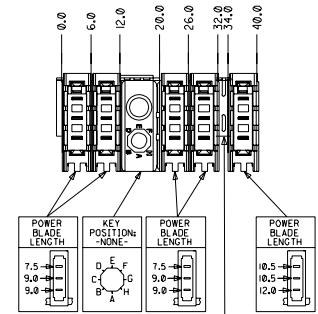
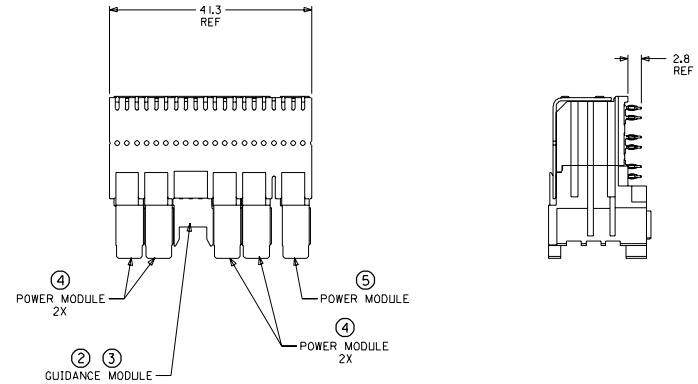


NOTES:

1. POSITION OF TAILS TO BE INSPECTED USING TAIL TEMPLATE P/N 74047-0019.
2. PARTS TO BE PACKAGED PER PK-70073-5041. QTY PER TUBE: 11
3. MARK LABEL WITH PART NUMBER AND DATE CODE.
4. ASSEMBLE MODULES TO STIFFENER PER DRAWING E-74046-003.

ITEM	PART NUMBER	DESCRIPTION	QTY
1	74046-0041	STIFFENER	1
2	74037-0008	POLARIZING/GUIDE MODULE	1
3	73726-0000	GUIDE MODULE MNTG SCREW	1
4	74026-8221	POWER MODULE	4
5	74026-8433	POWER MODULE	1



1 SPACE

CUSTOMER: TELLUM

INITIAL RELEASE EC NO. UDT2002-0492 DRWN: ATP 01/09/24 CHK: LAURX 01/09/24 APPR: BIXLER 01/09/24	QUALITY SYMBOLS MAJOR: ∇ CRITICAL: ∇	GENERAL TOLERANCES: UNLESS SPECIFIED	SCALE: 2:1 DESIGN UNITS: <input checked="" type="checkbox"/> mm <input type="checkbox"/> INCH	DIMENSIONS: <input type="checkbox"/> mm <input type="checkbox"/> INCH <input checked="" type="checkbox"/> mm ONLY	SHT REV	
		4 PLACES ± 0.00 ± 0.00	DRAWN BY & DATE ATP 01/09/24	TITLE: 8 ROW HSD DAUGHTERCARD ASSEMBLY DRAWING	THIRD ANGLE PROJECTION	REVISE ON CAD ONLY
		3 PLACES ± 0.05 ± 0.05	CHECKED BY & DATE LAURX 01/09/24	APPROVED BY & DATE BIXLER 01/09/24	MOLEX INCORPORATED	SHEET NO. 1 OF 1
		2 PLACES ± 0.13 ± 0.13	CAD FILENAME E-74680-054	MATERIAL NO. 74680-0054	DRAWING NO. E-74680-054	SIZE D
1 PLACE ± 0.13 ± 0.13	DRAFT WHERE APPLICABLE MUST REMAIN WITHIN DIMENSIONS	ANGULAR: $\pm 2^\circ$	THIS DRAWING CONTAINS INFORMATION THAT IS PROPRIETARY TO MOLEX INCORPORATED AND SHOULD NOT BE USED WITHOUT WRITTEN PERMISSION.			