



circuit breaker 3VA5 UL frame 125 breaking capacity class H 65kA @ 480V
4-pole, line protection TM230, FTAM, $I_n=45A$ overload protection $I_r=45A$
fixed short-circuit protection $I_i=5...10 \times I_n$ N conductor unprotected without connection

| Model | |
|---|-----------------------------|
| product brand name | SETRON |
| product designation | Molded-case circuit breaker |
| product designation / according to UL file | HEAS |
| Product version | System protection |
| design of the load switch / acc. to UL 489 / Heating, Air Conditioning, and Refrigeration circuit breaker (HACR Type) | Yes |
| design of the overcurrent release | TM230 |
| protection function of the overcurrent release | LI |
| number of poles | 4 |
| General technical data | |
| Tension assignée d'isolement U_i | 800 V |
| Max. rated operational voltage U_e with AC 50/60Hz | 690 V |
| Max. rated operational voltage U_e with DC | 600 V |
| power loss [W] / maximum | 10.2 W |
| Active power loss / for rated value of the current / at AC / in hot operating state / per pole | 3.4 W |
| mechanical service life (switching cycles) / typical | 15 000 |
| Electrical endurance (switching cycles) / at AC-1 / at 380/415 V 50/60 Hz | 8 000 |
| Electrical endurance (switching cycles) / at AC-1 / at 690 V 50/60 Hz | 4 000 |
| electrical endurance (switching cycles) / at 480 V | 8 000 |
| electrical endurance (switching cycles) / at 600 V | 4 000 |
| Neutral conductors / upgradeable/retrofitable | No |
| ground-fault monitoring version | Without |
| product function | |
| • communication function | No |
| • other measurement function | No |
| Current | |
| marking / acc. to UL 489 / 100%-rated breaker | No |
| Max. rated operational current of the frame size | 125 A |
| Courant permanent assigné I_u | 45 A |
| operational current | |
| • at 40 °C | 45 A |
| • at 45 °C | 44.3 A |
| • at 50 °C | 43.7 A |
| • at 55 °C | 43.1 A |

| | |
|--|--|
| <ul style="list-style-type: none"> • at 60 °C • at 65 °C • at 70 °C | 42.5 A 41.9 A 41.3 A |
| Switching capacity according to IEC 60947 | |
| switching capacity class of the circuit breaker | H |
| breaking capacity maximum short-circuit current (Icu) <ul style="list-style-type: none"> • at 240 V • at 415 V • at 690 V | 150 kA 70 kA 10 kA |
| breaking capacity operating short-circuit current (Ics) <ul style="list-style-type: none"> • at 240 V • at 415 V • at 690 V | 150 kA 70 kA 5 kA |
| short-circuit current making capacity (Icm) <ul style="list-style-type: none"> • at 240 V • at 415 V • at 690 V | 330 kA 154 kA 17 kA |
| design of short-circuit protection | For switching power values in DC networks, see the 3VA molded case circuit breaker device manual; link to be found under Service & Support in the last chapter |
| Switching capacity according to UL 489 | |
| breaking capacity current <ul style="list-style-type: none"> • at 240 V • at 480 V • at 600 Y/347 V | 150 kA 65 kA 25 kA |
| Adjustable parameters | |
| Adjustable response value current / I _g min. | 32 A |
| Adjustable response value current / I _g min. | 45 A |
| Adjustable response value current / I _i min. | 225 A |
| Adjustable response value current / I _i max. | 450 A |
| design of the N-conductor protection | Without |
| Ground fault protection / tripping switchable / I _{2t} =ON/OFF | No |
| Mechanical Design | |
| height [in] | 5.5 in |
| Height | 140 mm |
| width [in] | 4 in |
| Width | 101.6 mm |
| depth [in] | 3 in |
| depth | 76.5 mm |
| Connections | |
| arrangement of electrical connectors / for main current circuit | Without connection |
| type of electrical connection / for main current circuit | Without |
| Auxiliary circuit | |
| number of CO contacts / for auxiliary contacts | 0 |
| Accessories | |
| product extension / optional / motor drive | Yes |
| Environmental conditions | |
| protection class IP / on the front | IP40 |
| ambient temperature <ul style="list-style-type: none"> • during operation / minimum • during operation / maximum • during storage / minimum • during storage / maximum | -25 °C 70 °C -40 °C 80 °C |
| Certificates | |
| reference code / acc. to IEC 81346-2 | Q |
| certificate of suitability / as approval for NAVAL (no combat vessels) / supplement SB | No |

General Product Approval



[Miscellaneous](#)

General Product Approval

EMC

Declaration of Conformity

Test Certificates

Shipping Approval



[Special Test Certificate](#)

[Miscellaneous](#)



Shipping Approval

other



[Miscellaneous](#)

Further information

Information- and Downloadcenter (Catalogs, Brochures,...)

<http://www.siemens.com/lowvoltage/catalogs>

Industry Mall (Online ordering system)

<https://mall.industry.siemens.com/mall/en/en/Catalog/product?mlfb=3VA5145-6EC41-0AA0>

Service&Support (Manuals, Certificates, Characteristics, FAQs,...)

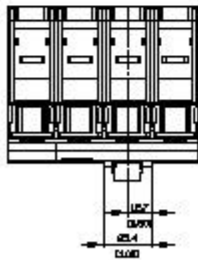
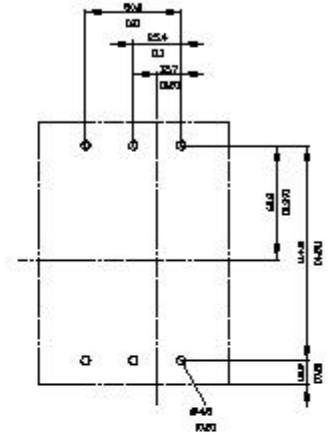
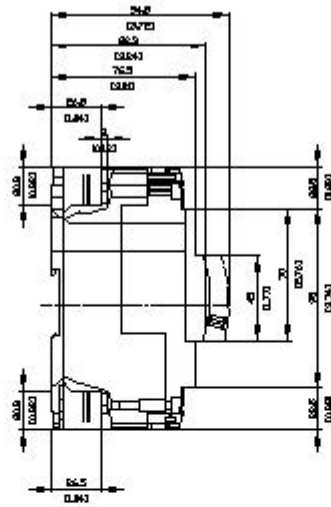
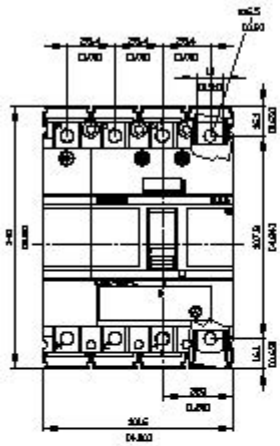
<https://support.industry.siemens.com/cs/ww/en/ps/3VA5145-6EC41-0AA0>

Image database (product images, 2D dimension drawings, 3D models, device circuit diagrams, ...)

http://www.automation.siemens.com/bilddb/cax_en.aspx?mlfb=3VA5145-6EC41-0AA0

Tender specifications

<http://www.siemens.com/specifications>



last modified:

12/20/2020