

CTDAS0910BF Series

From 6.8 μ H to 22 μ H



CHARACTERISTICS

Description: SMD Inductors for Class D

Features:

- Magnetic shielded structure, excellent resistance to electro-magnetic interference.
- Sturdy construction.
- Low magnetic loss, low ESR, small parasitic capacitance.
- Closed magnetic circuit, super low buzzing, high density mount.
- The temperature rise of current and rated current less influenced by the environment.

Applications: TV and monitor, AV amplifier, video game console, power supply, navigation equipment, audio applications, etc.

Operating Temperature: -40°C to +125°C

Inductance Tolerance: $\pm 20\%$

Testing: Inductance at 1.0kHz, 1.0V

Packaging: Tape & Reel.

Marking: Parts are marked with inductance code.

Miscellaneous: **RoHS Compliant.**

Additional Information: Additional electrical & physical information available upon request.

Samples available. See website for ordering information.

SPECIFICATIONS

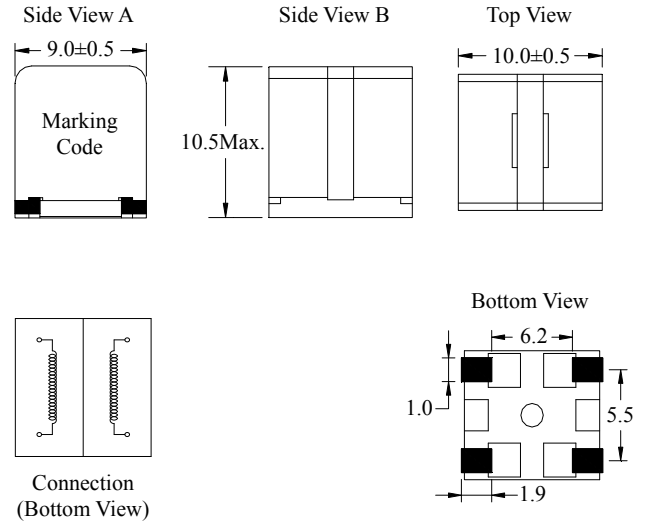
*Isat: Value of inductance decrease within 20%

**Irms: A rise in temperature of core surface is within 40°C

Part Number	Inductance $\pm 20\%$ (μ H)	Test Freq. (kHz)	DCR Nom.(Max.) (m Ω)	*Isat(A) Drop $\leq 20\%$	**Irms(A) Rise $\leq 40^\circ$ C
CTDAS0910BF-6R8M	6.80	1.0	17.30(19.00)	8.70	5.00
CTDAS0910BF-8R2M	8.20	1.0	17.30(19.00)	6.80	5.00
CTDAS0910BF-100M	10.00	1.0	17.30(19.00)	5.60	5.00
CTDAS0910BF-120M	12.00	1.0	20.00(22.00)	5.00	4.80
CTDAS0910BF-150M	15.00	1.0	32.70(36.00)	4.60	3.50
CTDAS0910BF-220M	22.00	1.0	32.70(36.00)	3.00	3.50

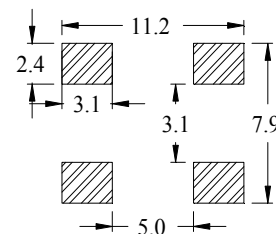
PHYSICAL DIMENSIONS

Unit: mm



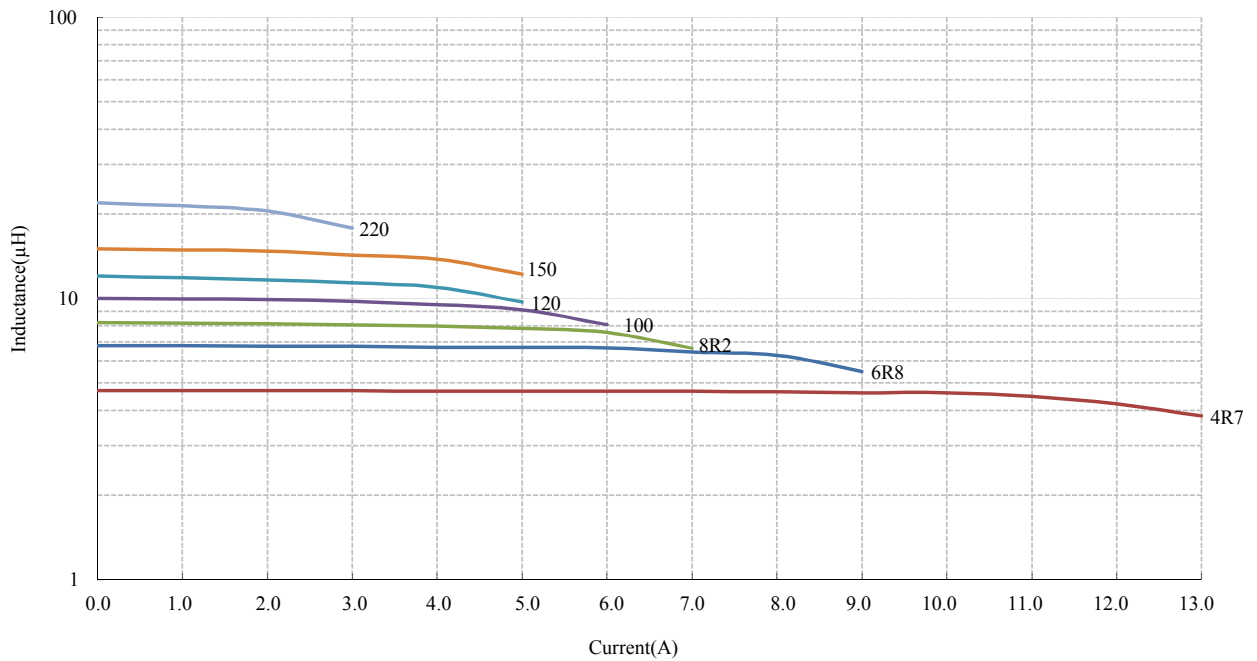
PAD LAYOUT

Unit: mm



CTDAS0910BF Series

Typical Inductance vs Current Characteristics



Typical Temperature Rise vs Current Characteristics

